

St. Xavier's Catholic College of Engineering

Internal Quality Assurance Cell

2023-2024

Students' Feedback Report

St. Xavier's Catholic College of Engineering
Internal Quality Assurance Cell

2023-2024 Odd Semester

Students' Feedback Report

Contents

Sl. No.	Feedback Particular	Page
1	Question-wise feedback analysis	3
2	College level faculty feedback score in percentage	4
3	Department level faculty feedback score in percentage	16
4	Department Level Feedback Score on Mentoring	30
5	Feedback on departments	35
6	Feedback on placement	43
7	Feedback on library	45
8	Feedback on infrastructure	46
9	Feedback on management	48
10	Feedback on office	49
11	Feedback on Cells	51
12	Feedback on Canteen	52
13	Feedback on Transport	53
14	Feedback on Hostel	53
15	Action Taken Report	55

I. Question-wise Feedback Analysis

Analysis								
No.	Question	Total	0% - 49%	50% - 59%	60% - 69%	70% - 79%	80% - 89%	90% - 100%
1	How much of the syllabus was covered in the class?	362	0	4	22	83	141	112
2	How well did the teacher prepare for the classes?	362	0	0	9	78	173	102
3	How well was the teacher able to communicate?	362	0	0	16	71	175	100
4	The teacher's approach to teaching can best be described as	362	0	3	25	77	165	92
5	Fairness of the internal evaluation process by the teacher	362	1	4	15	71	165	106
6	The teacher designs quizzes/tests/assignments/mini-projects to evaluate students understanding of the course and effectively prepare the students for the end-semester examination	362	0	2	17	85	162	96
7	Teacher informs the students about the expected competencies, course outcomes, program outcomes, program specific outcomes and program educational objectives	362	0	0	18	87	163	94
8	The teacher illustrates the concepts through examples and applications	362	0	0	15	83	168	96
9	The teacher identifies the students' strengths and encourages by providing right level of challenges	362	0	0	18	89	159	96
10	Teacher is able to identify students' weaknesses and helps to overcome them	362	0	2	21	79	161	99
11	Teacher encourages the students to participate in extracurricular activities	362	0	0	19	88	159	96
12	Efforts are made by the teacher to inculcate soft skills, life skills and employability skills to make the students ready for the world of work	362	0	2	19	84	159	98
13	Teacher's usage of ICT tools such as LCD projector, multimedia, etc. while teaching	362	0	3	22	69	162	106
14	The teacher discusses and collects feedback from the students on the university syllabus	362	0	1	15	93	159	94
15	Give three observations/suggestions to improve the overall teaching and learning experience in the course	0	0	0	0	0	0	0

II. College Level Faculty Feedback Score in Percentage

Overall UG+PG				
Sl. No	Staff Id	Name	Department	Percentage
1	TS023	Dr. M. MARSALINE BENO	B.E. Electrical and Electronics Engg.	100.0
2	TS009	Dr. V.CHRISTUS JEYA SINGH	B.E. Mechanical Engineering (Sec-A)	98.0
3	TS223	M. ANTONY FORSTER RAJ	B.E. Mechanical Engineering (Sec-A)	97.7
4	TS124	VIJUMON V.T.	B.E. Mechanical Engineering (Sec-A)	97.5
5	TS301	L PORCIA	B.E. Civil Engineering	96.1
6	TS116	S. JOHN PIMO	B.E. Computer Science and Engg. (Sec-A)	96.0
7	TS318	ANITTO JOE XAVIER A	B.E. Mechanical Engineering (Sec-A)	95.8
8	TS296	D.X. TITTU GEORGE	B.E. Mechanical Engineering (Sec-A)	95.3
9	TS245	M. GALESH	B.E. Civil Engineering	94.7
10	TS279	JEYA SUREN RAJ.J	B.E. Civil Engineering	94.4
11	TS108	Dr. G. ANTONY MIRACULAS	B.E. Mechanical Engineering (Sec-A)	93.8
12	TS199	V. FEMILA SAVIO	B.E. Electronics and Communication Engg. (Sec-A)	93.7
13	TS325	Dr. BARONA R	B.E. Computer Science and Engg. (Sec-A)	93.5
14	TS181	S. SHIELA BALANTA	B.E. Civil Engineering	93.05
15	TS175	Dr. I. JESSY MOL	B.E. Civil Engineering	93.0
16	TS215	Dr. M. FELIX XAVIER MUTHU	B.E. Mechanical Engineering (Sec-A)	92.8
17	TS340	Dr. L. FEMILA	B.E. Electronics and Communication Engg. (Sec-A)	92.8
18	TS004	Dr. S.M.R. JOSEPH RAMESH	Humanities and Sciences	92.7
19	TS338	SUMITHRA JAYA R	B.E. Civil Engineering	92.3
20	TS322	Dr. G. SHANTHOS KUMAR	B.E. Mechanical Engineering (Sec-A)	92.2
21	TS347	Dr.M. ANTONY SHEELA	B.E. Computer Science and Engg. (Sec-A)	92.05
22	TS162	A. ANISHA	B.E. Computer Science and Engg. (Sec-A)	92.0
23	TS216	T. MARY LITTLE FLOWER	B.E. Electronics and Communication Engg. (Sec-A)	91.8
24	TS232	Y. BALTO	B.E. Mechanical Engineering (Sec-A)	91.8
25	TS264	M. L. AJIN	B.E. Mechanical Engineering (Sec-A)	91.6
26	TS333	T ABISHA	B.E. Computer Science and Engg. (Sec-A)	91.3

27	TS027	Dr. R.P ANTO KUMAR	B.E. Computer Science and Engg. (Sec-A)	91.3
28	TS143	Dr. T.S. SHEELA SHINEY	B.E. Computer Science and Engg. (Sec-A)	91.05
29	TS337	RONALD RYGAN S	B.E. Computer Science and Engg. (Sec-A)	91.05
30	TS144	S.L. SONIYA	B.E. Computer Science and Engg. (Sec-A)	91.05
31	TS280	JOHN PAUL.F	B.E. Civil Engineering	91.0
32	TS302	D. SMILINE SHINY	B.E. Civil Engineering	91.0
33	TS164	G. JOHNCY	B.E. Computer Science and Engg. (Sec-A)	90.8
34	TS187	Dr S.T.SHERIBA	B.E. Computer Science and Engg. (Sec-A)	90.0
35	TS244	Dr. J. JEBEEN MOSES	B.E. Mechanical Engineering (Sec-A)	90.0
36	TS310	Dr. R ANANTH	B.E. Mechanical Engineering (Sec-A)	90.0
37	TS128	Dr. SOBINI X. PUSHPA	B.E. Computer Science and Engg. (Sec-A)	90.0
38	TS321	T MICHEL RAJ	B.E. Mechanical Engineering (Sec-A)	89.7
39	TS286	ANWAR RAJESH . M.M	B.E. Mechanical Engineering (Sec-A)	89.3
40	TS115	Dr.P.R. SHEEBHA RANI	B.E. Computer Science and Engg. (Sec-A)	89.2
41	TS234	M. GERALD ARUL SELVAN	B.E. Mechanical Engineering (Sec-A)	88.9
42	TS339	BABY LISA K	B.E. Electronics and Communication Engg. (Sec-A)	88.8
43	TS271	Dr.JESUS BOBIN.V	B.E. Electrical and Electronics Engg.	88.5
44	TS298	Dr. R. S. SHAJI	B.E. Computer Science and Engg. (Sec-A)	88.4
45	TS117	P. JOSE ALOYSIUS	B.E. Mechanical Engineering (Sec-A)	88.4
46	TS085	J. GNANA RAJAN	B.E. Mechanical Engineering (Sec-A)	88.4
47	TS081	Dr. JERLIN REGIN J.	B.E. Civil Engineering	88.05
48	TS357	SINDHU M	Humanities and Sciences	87.8
49	TS230	Dr. C. SELDEV CHRISTOPHER	B.E. Computer Science and Engg. (Sec-A)	87.5
50	TS121	Dr. M. JOHN BOSCO	B.E. Electrical and Electronics Engg.	87.4
51	TS272	Dr. J LEON BOSCO RAJ	B.E. Electrical and Electronics Engg.	87.4
52	TS064	Dr. J. MERRY GEISA	B.E. Electrical and Electronics Engg.	87.4
53	TS134	Dr. AJITH J. KINGS	B.E. Mechanical Engineering (Sec-A)	87.3
54	TS239	Dr. JAIN B. MARSHAL	B.E. Electrical and Electronics Engg.	87.0
55	TS218	A. ANITHA	B.E. Electronics and Communication Engg. (Sec-A)	87.0
56	TS352	ANISHYA P	B.Tech. Information Technology	87.0
57	TS323	Dr J P VIDHYA	Humanities and Sciences	86.9

58	TS166	T. BERJIN MAGIZHA	Humanities and Sciences	86.8
59	NS052	M. SINDHU	Humanities and Sciences	86.7
60	TS270	T.M.ANGELIN MONISHA SHAREAN	B.Tech. Information Technology	86.7
61	TS348	J ANIKKA NAYAGI HEMARINA	B.E. Mechanical Engineering (Sec-A)	86.6
62	TS351	GEETHA T V	B.Tech. Artificial Intelligence and Data Science	86.0
63	TS292	Dr. A.M. ALICE MARGRET	Humanities and Sciences	86.0
64	TS130	Dr. A. BAMILA VIRGIN LOUIS	B.E. Computer Science and Engg. (Sec-A)	85.8
65	TS195	S. ASHA ALICE	Humanities and Sciences	85.8
66	TS029	Dr. A. DARWIN JOSE RAJU	B.E. Electrical and Electronics Engg.	85.6
67	TS262	ABRAGAM SIYON SING.M	B.E. Electrical and Electronics Engg.	85.5
68	TS277	Dr. S. FRANK STEPHEN	B.E. Civil Engineering	85.4
69	TS268	LUCASE. L	Humanities and Sciences	85.3
70	TS250	J ARUL KING	B.E. Electronics and Communication Engg. (Sec-A)	85.3
71	TS193	P. AJITHA	B.E. Computer Science and Engg. (Sec-A)	85.1
72	TS107	Dr. S.V. KAYALVIZHI	B.E. Electrical and Electronics Engg.	85.0
73	TS330	G GEO JENEFER	B.Tech. Information Technology	85.0
74	TS153	Dr. M. FELIX NES MABEL	Humanities and Sciences	85.0
75	TS304	S. SHINY	B.E. Electrical and Electronics Engg.	84.9
76	TS346	ADLINE ARUNA F	Humanities and Sciences	84.8
77	TS105	Dr. S. MARY VASANTHI	B.E. Electronics and Communication Engg. (Sec-A)	84.8
78	TS228	P. SUJI GARLAND	B.E. Electrical and Electronics Engg.	84.7
79	TS103	Dr. S. CAROLINE	B.E. Electronics and Communication Engg. (Sec-A)	84.6
80	TS161	Dr. N. ANSGAR MARY	B.Tech. Information Technology	84.2
81	TS221	S. JASMINE SUGUNA	Master of Business Administration (Sec-A)	84.1
82	TS220	Dr. S.S. SELVA PRADEEP	B.E. Electrical and Electronics Engg.	84.1
83	TS003	Dr. S.EDWIN GLADSON	Humanities and Sciences	83.9
84	TS259	BRIGHT JOSE J	B.E. Computer Science and Engg. (Sec-A)	83.8
85	TS326	Dr. MARY JENITHA L	Humanities and Sciences	83.8
86	TS267	Dr. C. AMALA PRATHIBA JANET	Humanities and Sciences	83.8

87	TS324	MELISHA RAJ A	Master of Business Administration (Sec-A)	83.7
88	TS188	Dr. C. SHEEJA HEROBIN RANI	B.E. Electronics and Communication Engg. (Sec-A)	83.7
89	TS104	Dr. S. MARIA SERAPHIN SUJITHA	B.E. Electronics and Communication Engg. (Sec-A)	83.7
90	TS158	Dr. SUJA A. ALEX	B.Tech. Information Technology	83.5
91	TS293	Dr. A. LUDVIN FELCY	Humanities and Sciences	83.5
92	TS194	J.S. SIMI MOLE	B.E. Computer Science and Engg. (Sec-A)	83.4
93	TS227	Dr. V. VIJI MON MONI	Humanities and Sciences	83.3
94	TS189	A.C. JINISHA	B.E. Electronics and Communication Engg. (Sec-A)	83.1
95	VF016	Fr. M A Michael Alocious	Master of Business Administration (Sec-A)	83.0
96	TS303	S. A. ANUJA	Humanities and Sciences	82.9
97	TS148	Dr. V. SREEJA	Humanities and Sciences	82.9
98	TS152	Dr. A. SUHASINI	Humanities and Sciences	82.9
99	TS182	Dr. P. ANTONY VIMAL	B.E. Civil Engineering	82.9
100	TS350	ANNIE PORTIA A	B.Tech. Artificial Intelligence and Data Science	82.7
101	TS200	L.G.X. AGNEL LIVINGSTON	B.E. Computer Science and Engg. (Sec-A)	82.3
102	TS129	Dr. ANNROSE J.	B.Tech. Information Technology	82.05
103	TS113	Dr. J. MARY VANAJA	Humanities and Sciences	82.0
104	TS165	Dr. T. AJITHA	B.E. Electronics and Communication Engg. (Sec-A)	81.9
105	TS149	Dr. D. MARY METTALIN	Humanities and Sciences	81.9
106	TS327	FLORA DANI C M	B.E. Civil Engineering	81.8
107	TS238	Dr. C. HELEN SULOCHANA	B.E. Electronics and Communication Engg. (Sec-A)	81.8
108	TS255	L. MACEAL TONY	B.E. Electronics and Communication Engg. (Sec-A)	81.7
109	TS179	Dr. B.C. PREETHI	B.E. Electronics and Communication Engg. (Sec-A)	81.1
110	TS269	INIGO VALAN. M	B.E. Civil Engineering	81.05
111	TS139	Dr. N. SHEEN KUMAR	Humanities and Sciences	80.7
112	TS066	Dr. D.HEVIN RAJESH	B.Tech. Information Technology	80.6
113	TS157	C. RENIT	B.E. Electronics and Communication Engg. (Sec-A)	80.1
114	TS219	W. VINIL DANI	B.E. Electrical and Electronics Engg.	80.05

115	TS190	Dr. Y. MARY REEJA	B.E. Electronics and Communication Engg. (Sec-A)	80.0
116	TS353	ARJUNA A	Placement Cell	80.0
117	TS273	STARWIN.M	B.E. Electronics and Communication Engg. (Sec-A)	79.8
118	TS233	J. JENIFER JOSE	Master of Computer Applications	79.3
119	TS349	ABISHA F S	Humanities and Sciences	79.3
120	TS275	SOPHIA.S	Humanities and Sciences	79.0
121	TS235	P. ADIN SHINY	Humanities and Sciences	79.0
122	TS316	MERBIN JOSE P J	B.E. Computer Science and Engg. (Sec-A)	79.0
123	TS355	JOYSE REBECCA S	Master of Business Administration (Sec-A)	78.9
124	TS076	Dr. D. JERALDIN AUXILLIA	B.E. Electronics and Communication Engg. (Sec-A)	78.9
125	TS242	A. MARIA SHEELA	Humanities and Sciences	78.7
126	TS358	Dr. DIVYA D S RAJAN	Master of Business Administration (Sec-A)	78.5
127	TS331	P AGNES ALEX RATHY	B.Tech. Information Technology	78.0
128	TS341	M ADLIN	Master of Business Administration (Sec-A)	77.8
129	TS283	M. ALEXLIN SAHAYA ITHAL	Humanities and Sciences	77.7
130	TS253	J. JENCEWIN	B.E. Computer Science and Engg. (Sec-A)	77.6
131	TS356	Dr.SUBI MOL G S	Master of Business Administration (Sec-A)	77.6
132	TS106	Dr. S. ABSA	B.E. Electronics and Communication Engg. (Sec-A)	77.5
133	TS226	Dr. F. RAMESH DHANASEELAN	Master of Computer Applications	77.4
134	TS225	Dr. M. JEYA SUTHA	Master of Computer Applications	77.3
135	TS154	Dr. M. MAENU	Humanities and Sciences	77.2
136	TS127	Dr. Y.R. ANNIE BESSANT	B.E. Electronics and Communication Engg. (Sec-A)	76.3
137	TS140	Dr. D. JUDSON	B.E. Electronics and Communication Engg. (Sec-A)	75.9
138	TS237	Dr. T. LATHA	B.E. Electronics and Communication Engg. (Sec-A)	75.6
139	TS224	M. JASMIN ANNIE GENEFER	Master of Computer Applications	75.2
140	TS308	Dr. M. GERMIN NISHA	B.E. Electrical and Electronics Engg.	74.6
141	TS119	Dr. L. MARY FLORIDA	Humanities and Sciences	74.4
142	TS274	AJIN.M	B.E. Computer Science and Engg. (Sec-A)	74.4

143	TS213	R. FLORIN RAJA SINGH	B.E. Electronics and Communication Engg. (Sec-A)	74.4
144	TS151	Dr. R. JEMILA ROSE	B.Tech. Artificial Intelligence and Data Science	74.05
145	TS344	JENIT HANSON G	Master of Business Administration (Sec-A)	73.8
146	TS360	Dr.D.SAHAYA BEULA	Master of Business Administration (Sec-A)	73.7
147	TS122	ALMOND D'SOUZA	B.E. Electrical and Electronics Engg.	72.9
148	TS080	Dr. G. SAHAYA STALIN JOSE	B.Tech. Information Technology	72.9
149	TS342	Dr. M. BABIMA	Master of Business Administration (Sec-A)	72.8
150	TS359	S JOSEPHIN KALA	Master of Business Administration (Sec-A)	72.0
151	TS203	Dr. M.M. JANEELA THERESA	Master of Computer Applications	71.5
152	TS332	ARUL REX A	B.Tech. Information Technology	70.7
153	TS246	S. VIJI CHITRA	Master of Business Administration (Sec-A)	70.7
154	TS329	SHEEBA M C	B.Tech. Artificial Intelligence and Data Science	60.4
UG				
Sl. No	Staff Id	Name	Department	Percentage
1	TS124	VIJUMON V.T.	B.E. Mechanical Engineering (Sec-A)	97.5
2	TS223	M. ANTONY FORSTER RAJ	B.E. Mechanical Engineering (Sec-A)	97.2
3	TS301	L PORCIA	B.E. Civil Engineering	96.1
4	TS116	S. JOHN PIMO	B.E. Computer Science and Engg. (Sec-A)	96.0
5	TS296	D.X. TITTU GEORGE	B.E. Mechanical Engineering (Sec-A)	95.3
6	TS009	Dr. V.CHRISTUS JEYA SINGH	B.E. Mechanical Engineering (Sec-A)	95.1
7	TS338	SUMITHRA JAYA R	B.E. Civil Engineering	95.1
8	TS245	M. GALESH	B.E. Civil Engineering	94.5
9	TS325	Dr. BARONA R	B.E. Computer Science and Engg. (Sec-A)	94.3
10	TS279	JEYA SUREN RAJ.J	B.E. Civil Engineering	94.3
11	TS108	Dr. G. ANTONY MIRACULAS	B.E. Mechanical Engineering (Sec-A)	93.8
12	TS199	V. FEMILA SAVIO	B.E. Electronics and Communication Engg. (Sec-A)	93.7
13	TS175	Dr. I. JESSY MOL	B.E. Civil Engineering	93.0
14	TS215	Dr. M. FELIX XAVIER MUTHU	B.E. Mechanical Engineering (Sec-A)	92.8
15	TS340	Dr. L. FEMILA	B.E. Electronics and Communication Engg. (Sec-A)	92.8
16	TS004	Dr. S.M.R. JOSEPH RAMESH	Humanities and Sciences	92.7

17	TS181	S. SHIELA BALANTA	B.E. Civil Engineering	92.6
18	TS347	Dr.M. ANTONY SHEELA	B.E. Computer Science and Engg. (Sec-A)	92.4
19	TS318	ANITTO JOE XAVIER A	B.E. Mechanical Engineering (Sec-A)	92.3
20	TS302	D. SMILINE SHINY	B.E. Civil Engineering	92.0
21	TS162	A. ANISHA	B.E. Computer Science and Engg. (Sec-A)	92.0
22	TS216	T. MARY LITTLE FLOWER	B.E. Electronics and Communication Engg. (Sec-A)	91.8
23	TS264	M. L. AJIN	B.E. Mechanical Engineering (Sec-A)	91.6
24	TS333	T ABISHA	B.E. Computer Science and Engg. (Sec-A)	91.3
25	TS027	Dr. R.P ANTO KUMAR	B.E. Computer Science and Engg. (Sec-A)	91.3
26	TS143	Dr. T.S. SHEELA SHINEY	B.E. Computer Science and Engg. (Sec-A)	91.05
27	TS337	RONALD RYGAN S	B.E. Computer Science and Engg. (Sec-A)	91.05
28	TS144	S.L. SONIYA	B.E. Computer Science and Engg. (Sec-A)	91.05
29	TS280	JOHN PAUL.F	B.E. Civil Engineering	91.0
30	TS322	Dr. G. SHANTHOS KUMAR	B.E. Mechanical Engineering (Sec-A)	90.8
31	TS164	G. JOHNCY	B.E. Computer Science and Engg. (Sec-A)	90.8
32	TS232	Y. BALTO	B.E. Mechanical Engineering (Sec-A)	90.5
33	TS187	Dr S.T.SHERIBA	B.E. Computer Science and Engg. (Sec-A)	90.0
34	TS244	Dr. J. JEBEEN MOSES	B.E. Mechanical Engineering (Sec-A)	90.0
35	TS128	Dr. SOBINI X. PUSHPA	B.E. Computer Science and Engg. (Sec-A)	90.0
36	TS081	Dr. JERLIN REGIN J.	B.E. Civil Engineering	89.8
37	TS321	T MICHEL RAJ	B.E. Mechanical Engineering (Sec-A)	89.7
38	TS286	ANWAR RAJESH . M.M	B.E. Mechanical Engineering (Sec-A)	89.3
39	TS115	Dr.P.R. SHEEBHA RANI	B.E. Computer Science and Engg. (Sec-A)	89.2
40	TS234	M. GERALD ARUL SELVAN	B.E. Mechanical Engineering (Sec-A)	88.9
41	TS339	BABY LISA K	B.E. Electronics and Communication Engg. (Sec-A)	88.8
42	TS271	Dr.JESUS BOBIN.V	B.E. Electrical and Electronics Engg.	88.5
43	TS298	Dr. R. S. SHAJI	B.E. Computer Science and Engg. (Sec-A)	88.4
44	TS117	P. JOSE ALOYSIUS	B.E. Mechanical Engineering (Sec-A)	88.4
45	TS310	Dr. R ANANTH	B.E. Mechanical Engineering (Sec-A)	88.4
46	TS085	J. GNANA RAJAN	B.E. Mechanical Engineering (Sec-A)	88.4
47	TS121	Dr. M. JOHN BOSCO	B.E. Electrical and Electronics Engg.	87.4
48	TS272	Dr. J LEON BOSCO RAJ	B.E. Electrical and Electronics Engg.	87.4

49	TS064	Dr. J. MERRY GEISA	B.E. Electrical and Electronics Engg.	87.4
50	TS239	Dr. JAIN B. MARSHIEL	B.E. Electrical and Electronics Engg.	87.0
51	TS218	A. ANITHA	B.E. Electronics and Communication Engg. (Sec-A)	87.0
52	TS352	ANISHYA P	B.Tech. Information Technology	87.0
53	TS230	Dr. C. SELDEV CHRISTOPHER	B.E. Computer Science and Engg. (Sec-A)	86.9
54	TS166	T. BERJIN MAGIZHA	Humanities and Sciences	86.8
55	TS270	T.M.ANGELIN MONISHA SHAREAN	B.Tech. Information Technology	86.7
56	TS348	J ANIKKA NAYAGI HEMARINA	B.E. Mechanical Engineering (Sec-A)	86.6
57	TS134	Dr. AJITH J. KINGS	B.E. Mechanical Engineering (Sec-A)	86.4
58	TS235	P. ADIN SHINY	Humanities and Sciences	86.1
59	TS292	Dr. A.M. ALICE MARGRET	Humanities and Sciences	86.0
60	TS130	Dr. A. BAMILA VIRGIN LOUIS	B.E. Computer Science and Engg. (Sec-A)	85.8
61	TS262	ABRAGAM SIYON SING.M	B.E. Electrical and Electronics Engg.	85.5
62	TS193	P. AJITHA	B.E. Computer Science and Engg. (Sec-A)	85.4
63	TS277	Dr. S. FRANK STEPHEN	B.E. Civil Engineering	85.4
64	TS268	LUCASE. L	Humanities and Sciences	85.3
65	TS250	J ARUL KING	B.E. Electronics and Communication Engg. (Sec-A)	85.3
66	TS107	Dr. S.V. KAYALVIZHI	B.E. Electrical and Electronics Engg.	85.0
67	TS323	Dr J P VIDHYA	Humanities and Sciences	85.0
68	TS330	G GEO JENEFER	B.Tech. Information Technology	85.0
69	TS153	Dr. M. FELIX NES MABEL	Humanities and Sciences	85.0
70	TS304	S. SHINY	B.E. Electrical and Electronics Engg.	84.9
71	TS346	ADLINE ARUNA F	Humanities and Sciences	84.8
72	TS105	Dr. S. MARY VASANTHI	B.E. Electronics and Communication Engg. (Sec-A)	84.8
73	TS228	P. SUJI GARLAND	B.E. Electrical and Electronics Engg.	84.7
74	TS103	Dr. S. CAROLINE	B.E. Electronics and Communication Engg. (Sec-A)	84.6
75	TS029	Dr. A. DARWIN JOSE RAJU	B.E. Electrical and Electronics Engg.	84.3
76	TS161	Dr. N. ANSGAR MARY	B.Tech. Information Technology	84.2

77	TS220	Dr. S.S. SELVA PRADEEP	B.E. Electrical and Electronics Engg.	84.1
78	TS195	S. ASHA ALICE	Humanities and Sciences	83.9
79	TS259	BRIGHT JOSE J	B.E. Computer Science and Engg. (Sec-A)	83.8
80	TS326	Dr. MARY JENITHA L	Humanities and Sciences	83.8
81	TS267	Dr. C. AMALA PRATHIBA JANET	Humanities and Sciences	83.8
82	TS104	Dr. S. MARIA SERAPHIN SUJITHA	B.E. Electronics and Communication Engg. (Sec-A)	83.7
83	TS158	Dr. SUJA A. ALEX	B.Tech. Information Technology	83.5
84	TS293	Dr. A. LUDVIN FELCY	Humanities and Sciences	83.5
85	TS194	J.S. SIMI MOLE	B.E. Computer Science and Engg. (Sec-A)	83.4
86	TS227	Dr. V. VIJI MON MONI	Humanities and Sciences	83.3
87	TS189	A.C. JINISHA	B.E. Electronics and Communication Engg. (Sec-A)	83.1
88	TS303	S. A. ANUJA	Humanities and Sciences	82.9
89	TS152	Dr. A. SUHASINI	Humanities and Sciences	82.9
90	TS182	Dr. P. ANTONY VIMAL	B.E. Civil Engineering	82.6
91	TS188	Dr. C. SHEEJA HEROBIN RANI	B.E. Electronics and Communication Engg. (Sec-A)	82.5
92	TS200	L.G.X. AGNEL LIVINGSTON	B.E. Computer Science and Engg. (Sec-A)	82.3
93	TS283	M. ALEXLIN SAHAYA ITHAL	Humanities and Sciences	82.2
94	TS003	Dr. S.EDWIN GLADSON	Humanities and Sciences	82.2
95	TS129	Dr. ANNROSE J.	B.Tech. Information Technology	82.05
96	TS113	Dr. J. MARY VANAJA	Humanities and Sciences	82.0
97	TS165	Dr. T. AJITHA	B.E. Electronics and Communication Engg. (Sec-A)	81.9
98	TS148	Dr. V. SREEJA	Humanities and Sciences	81.9
99	TS327	FLORA DANI C M	B.E. Civil Engineering	81.8
100	TS255	L. MACEAL TONY	B.E. Electronics and Communication Engg. (Sec-A)	81.7
101	TS149	Dr. D. MARY METTALIN	Humanities and Sciences	81.4
102	TS275	SOPHIA.S	Humanities and Sciences	81.2
103	TS238	Dr. C. HELEN SULOCHANA	B.E. Electronics and Communication Engg. (Sec-A)	80.8
104	TS139	Dr. N. SHEEN KUMAR	Humanities and Sciences	80.7
105	TS066	Dr. D.HEVIN RAJESH	B.Tech. Information Technology	80.6

106	TS157	C. RENIT	B.E. Electronics and Communication Engg. (Sec-A)	80.1
107	TS219	W. VINIL DANI	B.E. Electrical and Electronics Engg.	80.05
108	TS269	INIGO VALAN. M	B.E. Civil Engineering	79.8
109	TS273	STARWIN.M	B.E. Electronics and Communication Engg. (Sec-A)	79.8
110	TS349	ABISHA F S	Humanities and Sciences	79.4
111	TS179	Dr. B.C. PREETHI	B.E. Electronics and Communication Engg. (Sec-A)	79.3
112	TS190	Dr. Y. MARY REEJA	B.E. Electronics and Communication Engg. (Sec-A)	78.9
113	TS242	A. MARIA SHEELA	Humanities and Sciences	78.7
114	TS076	Dr. D. JERALDIN AUXILLIA	B.E. Electronics and Communication Engg. (Sec-A)	78.4
115	TS331	P AGNES ALEX RATHY	B.Tech. Information Technology	78.0
116	TS253	J. JENCEWIN	B.E. Computer Science and Engg. (Sec-A)	78.0
117	TS316	MERBIN JOSE P J	B.E. Computer Science and Engg. (Sec-A)	77.9
118	TS106	Dr. S. ABSA	B.E. Electronics and Communication Engg. (Sec-A)	77.5
119	TS154	Dr. M. MAENU	Humanities and Sciences	77.2
120	TS127	Dr. Y.R. ANNIE BESSANT	B.E. Electronics and Communication Engg. (Sec-A)	76.3
121	TS140	Dr. D. JUDSON	B.E. Electronics and Communication Engg. (Sec-A)	75.9
122	TS308	Dr. M. GERMIN NISHA	B.E. Electrical and Electronics Engg.	74.6
123	TS274	AJIN.M	B.E. Computer Science and Engg. (Sec-A)	74.4
124	TS213	R. FLORIN RAJA SINGH	B.E. Electronics and Communication Engg. (Sec-A)	74.4
125	TS237	Dr. T. LATHA	B.E. Electronics and Communication Engg. (Sec-A)	74.2
126	TS122	ALMOND D'SOUZA	B.E. Electrical and Electronics Engg.	72.9
127	TS080	Dr. G. SAHAYA STALIN JOSE	B.Tech. Information Technology	72.9
128	TS332	ARUL REX A	B.Tech. Information Technology	70.7
PG				
Sl. No	Staff Id	Name	Department	Percentage
1	TS181	S. SHIELA BALANTA	B.E. Civil Engineering	100.0

2	TS279	JEYA SUREN RAJ.J	B.E. Civil Engineering	100.0
3	TS023	Dr. M. MARSALINE BENO	B.E. Electrical and Electronics Engg.	100.0
4	TS076	Dr. D. JERALDIN AUXILLIA	B.E. Electronics and Communication Engg. (Sec-A)	100.0
5	TS237	Dr. T. LATHA	B.E. Electronics and Communication Engg. (Sec-A)	100.0
6	TS238	Dr. C. HELEN SULOCHANA	B.E. Electronics and Communication Engg. (Sec-A)	100.0
7	TS134	Dr. AJITH J. KINGS	B.E. Mechanical Engineering (Sec-A)	100.0
8	TS318	ANITTO JOE XAVIER A	B.E. Mechanical Engineering (Sec-A)	99.5
9	TS190	Dr. Y. MARY REEJA	B.E. Electronics and Communication Engg. (Sec-A)	99.5
10	TS232	Y. BALTO	B.E. Mechanical Engineering (Sec-A)	99.3
11	TS230	Dr. C. SELDEV CHRISTOPHER	B.E. Computer Science and Engg. (Sec-A)	99.2
12	TS009	Dr. V.CHRISTUS JEYA SINGH	B.E. Mechanical Engineering (Sec-A)	99.0
13	TS322	Dr. G. SHANTHOS KUMAR	B.E. Mechanical Engineering (Sec-A)	99.0
14	TS310	Dr. R ANANTH	B.E. Mechanical Engineering (Sec-A)	98.9
15	TS223	M. ANTONY FORSTER RAJ	B.E. Mechanical Engineering (Sec-A)	98.9
16	TS316	MERBIN JOSE P J	B.E. Computer Science and Engg. (Sec-A)	96.0
17	TS245	M. GALESH	B.E. Civil Engineering	96.0
18	TS029	Dr. A. DARWIN JOSE RAJU	B.E. Electrical and Electronics Engg.	95.9
19	TS179	Dr. B.C. PREETHI	B.E. Electronics and Communication Engg. (Sec-A)	92.4
20	TS323	Dr J P VIDHYA	Humanities and Sciences	89.2
21	TS357	SINDHU M	Humanities and Sciences	87.8
22	TS149	Dr. D. MARY METTALIN	Humanities and Sciences	87.3
23	TS269	INIGO VALAN. M	B.E. Civil Engineering	87.3
24	NS052	M. SINDHU	Humanities and Sciences	86.7
25	TS188	Dr. C. SHEEJA HEROBIN RANI	B.E. Electronics and Communication Engg. (Sec-A)	86.6
26	TS195	S. ASHA ALICE	Humanities and Sciences	86.5
27	TS302	D. SMILINE SHINY	B.E. Civil Engineering	86.4
28	TS351	GEETHA T V	B.Tech. Artificial Intelligence and Data Science	86.0
29	TS003	Dr. S.EDWIN GLADSON	Humanities and Sciences	85.8
30	TS182	Dr. P. ANTONY VIMAL	B.E. Civil Engineering	85.8

31	TS221	S. JASMINE SUGUNA	Master of Business Administration (Sec-A)	84.1
32	TS338	SUMITHRA JAYA R	B.E. Civil Engineering	83.9
33	TS081	Dr. JERLIN REGIN J.	B.E. Civil Engineering	83.9
34	TS324	MELISHA RAJ A	Master of Business Administration (Sec-A)	83.7
35	TS148	Dr. V. SREEJA	Humanities and Sciences	83.6
36	VF016	Fr. M A Michael Alocious	Master of Business Administration (Sec-A)	83.0
37	TS350	ANNIE PORTIA A	B.Tech. Artificial Intelligence and Data Science	82.7
38	TS347	Dr.M. ANTONY SHEELA	B.E. Computer Science and Engg. (Sec-A)	81.8
39	TS353	ARJUNA A	Placement Cell	80.0
40	TS233	J. JENIFER JOSE	Master of Computer Applications	79.3
41	TS355	JOYSE REBECCA S	Master of Business Administration (Sec-A)	78.9
42	TS193	P. AJITHA	B.E. Computer Science and Engg. (Sec-A)	78.7
43	TS358	Dr. DIVYA D S RAJAN	Master of Business Administration (Sec-A)	78.5
44	TS349	ABISHA F S	Humanities and Sciences	78.0
45	TS341	M ADLIN	Master of Business Administration (Sec-A)	77.8
46	TS356	Dr.SUBI MOL G S	Master of Business Administration (Sec-A)	77.6
47	TS253	J. JENCEWIN	B.E. Computer Science and Engg. (Sec-A)	77.6
48	TS226	Dr. F. RAMESH DHANASEELAN	Master of Computer Applications	77.4
49	TS225	Dr. M. JEYA SUTHA	Master of Computer Applications	77.3
50	TS224	M. JASMIN ANNIE GENEFER	Master of Computer Applications	75.2
51	TS275	SOPHIA.S	Humanities and Sciences	74.9
52	TS119	Dr. L. MARY FLORIDA	Humanities and Sciences	74.4
53	TS151	Dr. R. JEMILA ROSE	B.Tech. Artificial Intelligence and Data Science	74.05
54	TS344	JENIT HANSON G	Master of Business Administration (Sec-A)	73.8
55	TS360	Dr.D.SAHAYA BEULA	Master of Business Administration (Sec-A)	73.7
56	TS342	Dr. M. BABIMA	Master of Business Administration (Sec-A)	72.8
57	TS359	S JOSEPHIN KALA	Master of Business Administration (Sec-A)	72.0
58	TS235	P. ADIN SHINY	Humanities and Sciences	71.8
59	TS203	Dr. M.M. JANEELA THERESA	Master of Computer Applications	71.5
60	TS283	M. ALEXLIN SAHAYA ITHAL	Humanities and Sciences	71.05
61	TS246	S. VIJI CHITRA	Master of Business Administration (Sec-A)	70.7
62	TS325	Dr. BARONA R	B.E. Computer Science and Engg. (Sec-A)	69.3

63	TS329	SHEEBA M C	B.Tech. Artificial Intelligence and Data Science	60.4
----	-------	------------	--	------

III. Department Level Faculty Feedback Score in Percentage

Department of Computer Science and Engineering

Overall UG+PG				
Sl. No	Staff Id	Name	Department	Percentage
1	TS116	S. JOHN PIMO	B.E. Computer Science and Engg. (Sec-A)	96.0
2	TS325	Dr. BARONA R	B.E. Computer Science and Engg. (Sec-A)	93.5
3	TS347	Dr.M. ANTONY SHEELA	B.E. Computer Science and Engg. (Sec-A)	92.05
4	TS162	A. ANISHA	B.E. Computer Science and Engg. (Sec-A)	92.0
5	TS333	T ABISHA	B.E. Computer Science and Engg. (Sec-A)	91.3
6	TS027	Dr. R.P ANTO KUMAR	B.E. Computer Science and Engg. (Sec-A)	91.3
7	TS143	Dr. T.S. SHEELA SHINEY	B.E. Computer Science and Engg. (Sec-A)	91.05
8	TS337	RONALD RYGAN S	B.E. Computer Science and Engg. (Sec-A)	91.05
9	TS144	S.L. SONIYA	B.E. Computer Science and Engg. (Sec-A)	91.05
10	TS164	G. JOHNCY	B.E. Computer Science and Engg. (Sec-A)	90.8
11	TS187	Dr S.T.SHERIBA	B.E. Computer Science and Engg. (Sec-A)	90.0
12	TS128	Dr. SOBINI X. PUSHPA	B.E. Computer Science and Engg. (Sec-A)	90.0
13	TS115	Dr.P.R. SHEEBHA RANI	B.E. Computer Science and Engg. (Sec-A)	89.2
14	TS298	Dr. R. S. SHAJI	B.E. Computer Science and Engg. (Sec-A)	88.4
15	TS230	Dr. C. SELDEV CHRISTOPHER	B.E. Computer Science and Engg. (Sec-A)	87.5
16	TS130	Dr. A. BAMILA VIRGIN LOUIS	B.E. Computer Science and Engg. (Sec-A)	85.8
17	TS193	P. AJITHA	B.E. Computer Science and Engg. (Sec-A)	85.1
18	TS259	BRIGHT JOSE J	B.E. Computer Science and Engg. (Sec-A)	83.8
19	TS194	J.S. SIMI MOLE	B.E. Computer Science and Engg. (Sec-A)	83.4
20	TS200	L.G.X. AGNEL LIVINGSTON	B.E. Computer Science and Engg. (Sec-A)	82.3
21	TS316	MERBIN JOSE P J	B.E. Computer Science and Engg. (Sec-A)	79.0
22	TS253	J. JENCEWIN	B.E. Computer Science and Engg. (Sec-A)	77.6
23	TS274	AJIN.M	B.E. Computer Science and Engg. (Sec-A)	74.4
UG				

Sl. No	Staff Id	Name	Department	Percentage
1	TS116	S. JOHN PIMO	B.E. Computer Science and Engg. (Sec-A)	96.0
2	TS325	Dr. BARONA R	B.E. Computer Science and Engg. (Sec-A)	94.3
3	TS347	Dr.M. ANTONY SHEELA	B.E. Computer Science and Engg. (Sec-A)	92.4
4	TS162	A. ANISHA	B.E. Computer Science and Engg. (Sec-A)	92.0
5	TS333	T ABISHA	B.E. Computer Science and Engg. (Sec-A)	91.3
6	TS027	Dr. R.P ANTO KUMAR	B.E. Computer Science and Engg. (Sec-A)	91.3
7	TS143	Dr. T.S. SHEELA SHINEY	B.E. Computer Science and Engg. (Sec-A)	91.05
8	TS337	RONALD RYGAN S	B.E. Computer Science and Engg. (Sec-A)	91.05
9	TS144	S.L. SONIYA	B.E. Computer Science and Engg. (Sec-A)	91.05
10	TS164	G. JOHNCY	B.E. Computer Science and Engg. (Sec-A)	90.8
11	TS187	Dr S.T.SHERIBA	B.E. Computer Science and Engg. (Sec-A)	90.0
12	TS128	Dr. SOBINI X. PUSHPA	B.E. Computer Science and Engg. (Sec-A)	90.0
13	TS115	Dr.P.R. SHEEBHA RANI	B.E. Computer Science and Engg. (Sec-A)	89.2
14	TS298	Dr. R. S. SHAJI	B.E. Computer Science and Engg. (Sec-A)	88.4
15	TS230	Dr. C. SELDEV CHRISTOPHER	B.E. Computer Science and Engg. (Sec-A)	86.9
16	TS130	Dr. A. BAMILA VIRGIN LOUIS	B.E. Computer Science and Engg. (Sec-A)	85.8
17	TS193	P. AJITHA	B.E. Computer Science and Engg. (Sec-A)	85.4
18	TS259	BRIGHT JOSE J	B.E. Computer Science and Engg. (Sec-A)	83.8
19	TS194	J.S. SIMI MOLE	B.E. Computer Science and Engg. (Sec-A)	83.4
20	TS200	L.G.X. AGNEL LIVINGSTON	B.E. Computer Science and Engg. (Sec-A)	82.3
21	TS253	J. JENCEWIN	B.E. Computer Science and Engg. (Sec-A)	78.0
22	TS316	MERBIN JOSE P J	B.E. Computer Science and Engg. (Sec-A)	77.9
23	TS274	AJIN.M	B.E. Computer Science and Engg. (Sec-A)	74.4
PG				
Sl. No	Staff Id	Name	Department	Percentage
1	TS230	Dr. C. SELDEV CHRISTOPHER	B.E. Computer Science and Engg. (Sec-A)	99.2
2	TS316	MERBIN JOSE P J	B.E. Computer Science and Engg. (Sec-A)	96.0
3	TS347	Dr.M. ANTONY SHEELA	B.E. Computer Science and Engg. (Sec-A)	81.8
4	TS193	P. AJITHA	B.E. Computer Science and Engg. (Sec-A)	78.7

5	TS253	J. JENCEWIN	B.E. Computer Science and Engg. (Sec-A)	77.6
6	TS325	Dr. BARONA R	B.E. Computer Science and Engg. (Sec-A)	69.3

Department of Electronics and Communication Engineering

Overall UG+PG				
Sl. No	Staff Id	Name	Department	Percentage
1	TS199	V. FEMILA SAVIO	B.E. Electronics and Communication Engg. (Sec-A)	93.7
2	TS340	Dr. L. FEMILA	B.E. Electronics and Communication Engg. (Sec-A)	92.8
3	TS216	T. MARY LITTLE FLOWER	B.E. Electronics and Communication Engg. (Sec-A)	91.8
4	TS339	BABY LISA K	B.E. Electronics and Communication Engg. (Sec-A)	88.8
5	TS218	A. ANITHA	B.E. Electronics and Communication Engg. (Sec-A)	87.0
6	TS250	J ARUL KING	B.E. Electronics and Communication Engg. (Sec-A)	85.3
7	TS105	Dr. S. MARY VASANTHI	B.E. Electronics and Communication Engg. (Sec-A)	84.8
8	TS103	Dr. S. CAROLINE	B.E. Electronics and Communication Engg. (Sec-A)	84.6
9	TS188	Dr. C. SHEEJA HEROBIN RANI	B.E. Electronics and Communication Engg. (Sec-A)	83.7
10	TS104	Dr. S. MARIA SERAPHIN SUJITHA	B.E. Electronics and Communication Engg. (Sec-A)	83.7
11	TS189	A.C. JINISHA	B.E. Electronics and Communication Engg. (Sec-A)	83.1
12	TS165	Dr. T. AJITHA	B.E. Electronics and Communication Engg. (Sec-A)	81.9
13	TS238	Dr. C. HELEN SULOCHANA	B.E. Electronics and Communication Engg. (Sec-A)	81.8
14	TS255	L. MACEAL TONY	B.E. Electronics and Communication Engg. (Sec-A)	81.7
15	TS179	Dr. B.C. PREETHI	B.E. Electronics and Communication Engg. (Sec-A)	81.1
16	TS157	C. RENIT	B.E. Electronics and Communication Engg. (Sec-A)	80.1
17	TS190	Dr. Y. MARY REEJA	B.E. Electronics and Communication Engg. (Sec-A)	80.0
18	TS273	STARWIN.M	B.E. Electronics and Communication Engg. (Sec-A)	79.8
19	TS076	Dr. D. JERALDIN AUXILLIA	B.E. Electronics and Communication Engg. (Sec-A)	78.9
20	TS106	Dr. S. ABSA	B.E. Electronics and Communication Engg. (Sec-A)	77.5
21	TS127	Dr. Y.R. ANNIE BESSANT	B.E. Electronics and Communication Engg. (Sec-A)	76.3
22	TS140	Dr. D. JUDSON	B.E. Electronics and Communication Engg. (Sec-A)	75.9

23	TS237	Dr. T. LATHA	B.E. Electronics and Communication Engg. (Sec-A)	75.6
24	TS213	R. FLORIN RAJA SINGH	B.E. Electronics and Communication Engg. (Sec-A)	74.4
UG				
Sl. No	Staff Id	Name	Department	Percentage
1	TS199	V. FEMILA SAVIO	B.E. Electronics and Communication Engg. (Sec-A)	93.7
2	TS340	Dr. L. FEMILA	B.E. Electronics and Communication Engg. (Sec-A)	92.8
3	TS216	T. MARY LITTLE FLOWER	B.E. Electronics and Communication Engg. (Sec-A)	91.8
4	TS339	BABY LISA K	B.E. Electronics and Communication Engg. (Sec-A)	88.8
5	TS218	A. ANITHA	B.E. Electronics and Communication Engg. (Sec-A)	87.0
6	TS250	J ARUL KING	B.E. Electronics and Communication Engg. (Sec-A)	85.3
7	TS105	Dr. S. MARY VASANTHI	B.E. Electronics and Communication Engg. (Sec-A)	84.8
8	TS103	Dr. S. CAROLINE	B.E. Electronics and Communication Engg. (Sec-A)	84.6
9	TS104	Dr. S. MARIA SERAPHIN SUJITHA	B.E. Electronics and Communication Engg. (Sec-A)	83.7
10	TS189	A.C. JINISHA	B.E. Electronics and Communication Engg. (Sec-A)	83.1
11	TS188	Dr. C. SHEEJA HEROBIN RANI	B.E. Electronics and Communication Engg. (Sec-A)	82.5
12	TS165	Dr. T. AJITHA	B.E. Electronics and Communication Engg. (Sec-A)	81.9
13	TS255	L. MACEAL TONY	B.E. Electronics and Communication Engg. (Sec-A)	81.7
14	TS238	Dr. C. HELEN SULOCHANA	B.E. Electronics and Communication Engg. (Sec-A)	80.8
15	TS157	C. RENIT	B.E. Electronics and Communication Engg. (Sec-A)	80.1
16	TS273	STARWIN.M	B.E. Electronics and Communication Engg. (Sec-A)	79.8
17	TS179	Dr. B.C. PREETHI	B.E. Electronics and Communication Engg. (Sec-A)	79.3
18	TS190	Dr. Y. MARY REEJA	B.E. Electronics and Communication Engg. (Sec-A)	78.9
19	TS076	Dr. D. JERALDIN AUXILLIA	B.E. Electronics and Communication Engg. (Sec-A)	78.4
20	TS106	Dr. S. ABSA	B.E. Electronics and Communication Engg. (Sec-A)	77.5
21	TS127	Dr. Y.R. ANNIE BESSANT	B.E. Electronics and Communication Engg. (Sec-A)	76.3
22	TS140	Dr. D. JUDSON	B.E. Electronics and Communication Engg. (Sec-A)	75.9
23	TS213	R. FLORIN RAJA SINGH	B.E. Electronics and Communication Engg. (Sec-A)	74.4

24	TS237	Dr. T. LATHA	B.E. Electronics and Communication Engg. (Sec-A)	74.2
PG				
Sl. No	Staff Id	Name	Department	Percentage
1	TS076	Dr. D. JERALDIN AUXILLIA	B.E. Electronics and Communication Engg. (Sec-A)	100.0
2	TS237	Dr. T. LATHA	B.E. Electronics and Communication Engg. (Sec-A)	100.0
3	TS238	Dr. C. HELEN SULOCHANA	B.E. Electronics and Communication Engg. (Sec-A)	100.0
4	TS190	Dr. Y. MARY REEJA	B.E. Electronics and Communication Engg. (Sec-A)	99.5
5	TS179	Dr. B.C. PREETHI	B.E. Electronics and Communication Engg. (Sec-A)	92.4
6	TS188	Dr. C. SHEEJA HEROBIN RANI	B.E. Electronics and Communication Engg. (Sec-A)	86.6

Department of Electrical and Electronics Engineering

Overall UG+PG				
Sl. No	Staff Id	Name	Department	Percentage
1	TS023	Dr. M. MARSALINE BENO	B.E. Electrical and Electronics Engg.	100.0
2	TS271	Dr. JESUS BOBIN.V	B.E. Electrical and Electronics Engg.	88.5
3	TS121	Dr. M. JOHN BOSCO	B.E. Electrical and Electronics Engg.	87.4
4	TS272	Dr. J LEON BOSCO RAJ	B.E. Electrical and Electronics Engg.	87.4
5	TS064	Dr. J. MERRY GEISA	B.E. Electrical and Electronics Engg.	87.4
6	TS239	Dr. JAIN B. MARSHEL	B.E. Electrical and Electronics Engg.	87.0
7	TS029	Dr. A. DARWIN JOSE RAJU	B.E. Electrical and Electronics Engg.	85.6
8	TS262	ABRAGAM SIYON SING.M	B.E. Electrical and Electronics Engg.	85.5
9	TS107	Dr. S.V. KAYALVIZHI	B.E. Electrical and Electronics Engg.	85.0
10	TS304	S. SHINY	B.E. Electrical and Electronics Engg.	84.9
11	TS228	P. SUJI GARLAND	B.E. Electrical and Electronics Engg.	84.7
12	TS220	Dr. S.S. SELVA PRADEEP	B.E. Electrical and Electronics Engg.	84.1
13	TS219	W. VINIL DANI	B.E. Electrical and Electronics Engg.	80.05
14	TS308	Dr. M. GERMIN NISHA	B.E. Electrical and Electronics Engg.	74.6
15	TS122	ALMOND D'SOUZA	B.E. Electrical and Electronics Engg.	72.9
UG				
Sl. No	Staff Id	Name	Department	Percentage

1	TS271	Dr.JESUS BOBIN.V	B.E. Electrical and Electronics Engg.	88.5
2	TS121	Dr. M. JOHN BOSCO	B.E. Electrical and Electronics Engg.	87.4
3	TS272	Dr. J LEON BOSCO RAJ	B.E. Electrical and Electronics Engg.	87.4
4	TS064	Dr. J. MERRY GEISA	B.E. Electrical and Electronics Engg.	87.4
5	TS239	Dr. JAIN B. MARSHEL	B.E. Electrical and Electronics Engg.	87.0
6	TS262	ABRAGAM SIYON SING.M	B.E. Electrical and Electronics Engg.	85.5
7	TS107	Dr. S.V. KAYALVIZHI	B.E. Electrical and Electronics Engg.	85.0
8	TS304	S. SHINY	B.E. Electrical and Electronics Engg.	84.9
9	TS228	P. SUJI GARLAND	B.E. Electrical and Electronics Engg.	84.7
10	TS029	Dr. A. DARWIN JOSE RAJU	B.E. Electrical and Electronics Engg.	84.3
11	TS220	Dr. S.S. SELVA PRADEEP	B.E. Electrical and Electronics Engg.	84.1
12	TS219	W. VINIL DANI	B.E. Electrical and Electronics Engg.	80.05
13	TS308	Dr. M. GERMIN NISHA	B.E. Electrical and Electronics Engg.	74.6
14	TS122	ALMOND D'SOUZA	B.E. Electrical and Electronics Engg.	72.9
PG				
Sl. No	Staff Id	Name	Department	Percentage
1	TS023	Dr. M. MARSALINE BENO	B.E. Electrical and Electronics Engg.	100.0
2	TS029	Dr. A. DARWIN JOSE RAJU	B.E. Electrical and Electronics Engg.	95.9

Department of Civil Engineering

Overall UG+PG				
Sl. No	Staff Id	Name	Department	Percentage
1	TS301	L PORCIA	B.E. Civil Engineering	96.1
2	TS245	M. GALESH	B.E. Civil Engineering	94.7
3	TS279	JEYA SUREN RAJ.J	B.E. Civil Engineering	94.4
4	TS181	S. SHIELA BALANTA	B.E. Civil Engineering	93.05
5	TS175	Dr. I. JESSY MOL	B.E. Civil Engineering	93.0
6	TS338	SUMITHRA JAYA R	B.E. Civil Engineering	92.3
7	TS280	JOHN PAUL.F	B.E. Civil Engineering	91.0
8	TS302	D. SMILINE SHINY	B.E. Civil Engineering	91.0
9	TS081	Dr. JERLIN REGIN J.	B.E. Civil Engineering	88.05
10	TS277	Dr. S. FRANK STEPHEN	B.E. Civil Engineering	85.4

11	TS182	Dr. P. ANTONY VIMAL	B.E. Civil Engineering	82.9
12	TS327	FLORA DANI C M	B.E. Civil Engineering	81.8
13	TS269	INIGO VALAN. M	B.E. Civil Engineering	81.05
UG				
Sl. No	Staff Id	Name	Department	Percentage
1	TS301	L PORCIA	B.E. Civil Engineering	96.1
2	TS338	SUMITHRA JAYA R	B.E. Civil Engineering	95.1
3	TS245	M. GALESH	B.E. Civil Engineering	94.5
4	TS279	JEYA SUREN RAJ.J	B.E. Civil Engineering	94.3
5	TS175	Dr. I. JESSY MOL	B.E. Civil Engineering	93.0
6	TS181	S. SHIELA BALANTA	B.E. Civil Engineering	92.6
7	TS302	D. SMILINE SHINY	B.E. Civil Engineering	92.0
8	TS280	JOHN PAUL.F	B.E. Civil Engineering	91.0
9	TS081	Dr. JERLIN REGIN J.	B.E. Civil Engineering	89.8
10	TS277	Dr. S. FRANK STEPHEN	B.E. Civil Engineering	85.4
11	TS182	Dr. P. ANTONY VIMAL	B.E. Civil Engineering	82.6
12	TS327	FLORA DANI C M	B.E. Civil Engineering	81.8
13	TS269	INIGO VALAN. M	B.E. Civil Engineering	79.8
PG				
Sl. No	Staff Id	Name	Department	Percentage
1	TS181	S. SHIELA BALANTA	B.E. Civil Engineering	100.0
2	TS279	JEYA SUREN RAJ.J	B.E. Civil Engineering	100.0
3	TS245	M. GALESH	B.E. Civil Engineering	96.0
4	TS269	INIGO VALAN. M	B.E. Civil Engineering	87.3
5	TS302	D. SMILINE SHINY	B.E. Civil Engineering	86.4
6	TS182	Dr. P. ANTONY VIMAL	B.E. Civil Engineering	85.8
7	TS338	SUMITHRA JAYA R	B.E. Civil Engineering	83.9
8	TS081	Dr. JERLIN REGIN J.	B.E. Civil Engineering	83.9

Department of Information Technology

Overall UG+PG				
Sl. No	Staff Id	Name	Department	Percentage
1	TS352	ANISHYA P	B.Tech. Information Technology	87.0
2	TS270	T.M.ANGELIN MONISHA SHAREAN	B.Tech. Information Technology	86.7
3	TS330	G GEO JENEFER	B.Tech. Information Technology	85.0
4	TS161	Dr. N. ANSGAR MARY	B.Tech. Information Technology	84.2
5	TS158	Dr. SUJA A. ALEX	B.Tech. Information Technology	83.5
6	TS129	Dr. ANNROSE J.	B.Tech. Information Technology	82.05
7	TS066	Dr. D.HEVIN RAJESH	B.Tech. Information Technology	80.6
8	TS331	P AGNES ALEX RATHY	B.Tech. Information Technology	78.0
9	TS080	Dr. G. SAHAYA STALIN JOSE	B.Tech. Information Technology	72.9
10	TS332	ARUL REX A	B.Tech. Information Technology	70.7
UG				
Sl. No	Staff Id	Name	Department	Percentage
1	TS352	ANISHYA P	B.Tech. Information Technology	87.0
2	TS270	T.M.ANGELIN MONISHA SHAREAN	B.Tech. Information Technology	86.7
3	TS330	G GEO JENEFER	B.Tech. Information Technology	85.0
4	TS161	Dr. N. ANSGAR MARY	B.Tech. Information Technology	84.2
5	TS158	Dr. SUJA A. ALEX	B.Tech. Information Technology	83.5
6	TS129	Dr. ANNROSE J.	B.Tech. Information Technology	82.05
7	TS066	Dr. D.HEVIN RAJESH	B.Tech. Information Technology	80.6
8	TS331	P AGNES ALEX RATHY	B.Tech. Information Technology	78.0
9	TS080	Dr. G. SAHAYA STALIN JOSE	B.Tech. Information Technology	72.9
10	TS332	ARUL REX A	B.Tech. Information Technology	70.7

Department of Mechanical Engineering

Overall UG+PG				
Sl. No	Staff Id	Name	Department	Percentage

1	TS009	Dr. V.CHRISTUS JEYA SINGH	B.E. Mechanical Engineering (Sec-A)	98.0
2	TS223	M. ANTONY FORSTER RAJ	B.E. Mechanical Engineering (Sec-A)	97.7
3	TS124	VIJUMON V.T.	B.E. Mechanical Engineering (Sec-A)	97.5
4	TS318	ANITTO JOE XAVIER A	B.E. Mechanical Engineering (Sec-A)	95.8
5	TS296	D.X. TITTU GEORGE	B.E. Mechanical Engineering (Sec-A)	95.3
6	TS108	Dr. G. ANTONY MIRACULAS	B.E. Mechanical Engineering (Sec-A)	93.8
7	TS215	Dr. M. FELIX XAVIER MUTHU	B.E. Mechanical Engineering (Sec-A)	92.8
8	TS322	Dr. G. SHANTHOS KUMAR	B.E. Mechanical Engineering (Sec-A)	92.2
9	TS232	Y. BALTO	B.E. Mechanical Engineering (Sec-A)	91.8
10	TS264	M. L. AJIN	B.E. Mechanical Engineering (Sec-A)	91.6
11	TS244	Dr. J. JEBEEN MOSES	B.E. Mechanical Engineering (Sec-A)	90.0
12	TS310	Dr. R ANANTH	B.E. Mechanical Engineering (Sec-A)	90.0
13	TS321	T MICHEL RAJ	B.E. Mechanical Engineering (Sec-A)	89.7
14	TS286	ANWAR RAJESH . M.M	B.E. Mechanical Engineering (Sec-A)	89.3
15	TS234	M. GERALD ARUL SELVAN	B.E. Mechanical Engineering (Sec-A)	88.9
16	TS117	P. JOSE ALOYSIUS	B.E. Mechanical Engineering (Sec-A)	88.4
17	TS085	J. GNANA RAJAN	B.E. Mechanical Engineering (Sec-A)	88.4
18	TS134	Dr. AJITH J. KINGS	B.E. Mechanical Engineering (Sec-A)	87.3
19	TS348	J ANIKKA NAYAGI HEMARINA	B.E. Mechanical Engineering (Sec-A)	86.6
UG				
Sl. No	Staff Id	Name	Department	Percentage
1	TS124	VIJUMON V.T.	B.E. Mechanical Engineering (Sec-A)	97.5
2	TS223	M. ANTONY FORSTER RAJ	B.E. Mechanical Engineering (Sec-A)	97.2
3	TS296	D.X. TITTU GEORGE	B.E. Mechanical Engineering (Sec-A)	95.3
4	TS009	Dr. V.CHRISTUS JEYA SINGH	B.E. Mechanical Engineering (Sec-A)	95.1
5	TS108	Dr. G. ANTONY MIRACULAS	B.E. Mechanical Engineering (Sec-A)	93.8
6	TS215	Dr. M. FELIX XAVIER MUTHU	B.E. Mechanical Engineering (Sec-A)	92.8

7	TS318	ANITTO JOE XAVIER A	B.E. Mechanical Engineering (Sec-A)	92.3
8	TS264	M. L. AJIN	B.E. Mechanical Engineering (Sec-A)	91.6
9	TS322	Dr. G. SHANTHOS KUMAR	B.E. Mechanical Engineering (Sec-A)	90.8
10	TS232	Y. BALTO	B.E. Mechanical Engineering (Sec-A)	90.5
11	TS244	Dr. J. JEBEEN MOSES	B.E. Mechanical Engineering (Sec-A)	90.0
12	TS321	T MICHEL RAJ	B.E. Mechanical Engineering (Sec-A)	89.7
13	TS286	ANWAR RAJESH . M.M	B.E. Mechanical Engineering (Sec-A)	89.3
14	TS234	M. GERALD ARUL SELVAN	B.E. Mechanical Engineering (Sec-A)	88.9
15	TS117	P. JOSE ALOYSIUS	B.E. Mechanical Engineering (Sec-A)	88.4
16	TS310	Dr. R ANANTH	B.E. Mechanical Engineering (Sec-A)	88.4
17	TS085	J. GNANA RAJAN	B.E. Mechanical Engineering (Sec-A)	88.4
18	TS348	J ANIKKA NAYAGI HEMARINA	B.E. Mechanical Engineering (Sec-A)	86.6
19	TS134	Dr. AJITH J. KINGS	B.E. Mechanical Engineering (Sec-A)	86.4
PG				
Sl. No	Staff Id	Name	Department	Percentage
1	TS134	Dr. AJITH J. KINGS	B.E. Mechanical Engineering (Sec-A)	100.0
2	TS318	ANITTO JOE XAVIER A	B.E. Mechanical Engineering (Sec-A)	99.5
3	TS232	Y. BALTO	B.E. Mechanical Engineering (Sec-A)	99.3
4	TS322	Dr. G. SHANTHOS KUMAR	B.E. Mechanical Engineering (Sec-A)	99.0
5	TS009	Dr. V.CHRISTUS JEYA SINGH	B.E. Mechanical Engineering (Sec-A)	99.0
6	TS310	Dr. R ANANTH	B.E. Mechanical Engineering (Sec-A)	98.9
7	TS223	M. ANTONY FORSTER RAJ	B.E. Mechanical Engineering (Sec-A)	98.9

Department of Artificial Intelligence and Data Science

Overall UG+PG				
Sl. No	Staff Id	Name	Department	Percentage
1	TS351	GEETHA T V	B.Tech. Artificial Intelligence and Data Science	86.0
2	TS350	ANNIE PORTIA A	B.Tech. Artificial Intelligence and Data Science	82.7
3	TS151	Dr. R. JEMILA ROSE	B.Tech. Artificial Intelligence and Data Science	74.05
4	TS329	SHEEBA M C	B.Tech. Artificial Intelligence and Data Science	60.4

UG				
Sl. No	Staff Id	Name	Department	Percentage
PG				
Sl. No	Staff Id	Name	Department	Percentage
1	TS351	GEETHA T V	B.Tech. Artificial Intelligence and Data Science	86.0
2	TS350	ANNIE PORTIA A	B.Tech. Artificial Intelligence and Data Science	82.7
3	TS151	Dr. R. JEMILA ROSE	B.Tech. Artificial Intelligence and Data Science	74.05
4	TS329	SHEEBA M C	B.Tech. Artificial Intelligence and Data Science	60.4

Department of Humanities and Sciences

Overall UG+PG				
Sl. No	Staff Id	Name	Department	Percentage
1	TS004	Dr. S.M.R. JOSEPH RAMESH	Humanities and Sciences	92.7
2	TS357	SINDHU M	Humanities and Sciences	87.8
3	TS323	Dr J P VIDHYA	Humanities and Sciences	86.9
4	TS166	T. BERJIN MAGIZHA	Humanities and Sciences	86.8
5	TS292	Dr. A.M. ALICE MARGRET	Humanities and Sciences	86.0
6	TS195	S. ASHA ALICE	Humanities and Sciences	85.8
7	TS268	LUCASE. L	Humanities and Sciences	85.3
8	TS153	Dr. M. FELIX NES MABEL	Humanities and Sciences	85.0
9	TS346	ADLINE ARUNA F	Humanities and Sciences	84.8
10	TS003	Dr. S.EDWIN GLADSON	Humanities and Sciences	83.9
11	TS326	Dr. MARY JENITHA L	Humanities and Sciences	83.8
12	TS267	Dr. C. AMALA PRATHIBA JANET	Humanities and Sciences	83.8
13	TS293	Dr. A. LUDVIN FELCY	Humanities and Sciences	83.5
14	TS227	Dr. V. VIJI MON MONI	Humanities and Sciences	83.3
15	TS303	S. A. ANUJA	Humanities and Sciences	82.9
16	TS148	Dr. V. SREEJA	Humanities and Sciences	82.9
17	TS152	Dr. A. SUHASINI	Humanities and Sciences	82.9
18	TS113	Dr. J. MARY VANAJA	Humanities and Sciences	82.0

19	TS149	Dr. D. MARY METTALIN	Humanities and Sciences	81.9
20	TS139	Dr. N. SHEEN KUMAR	Humanities and Sciences	80.7
21	TS349	ABISHA F S	Humanities and Sciences	79.3
22	TS275	SOPHIA.S	Humanities and Sciences	79.0
23	TS235	P. ADIN SHINY	Humanities and Sciences	79.0
24	TS242	A. MARIA SHEELA	Humanities and Sciences	78.7
25	TS283	M. ALEXLIN SAHAYA ITHAL	Humanities and Sciences	77.7
26	TS154	Dr. M. MAENU	Humanities and Sciences	77.2
27	TS119	Dr. L. MARY FLORIDA	Humanities and Sciences	74.4
UG				
Sl. No	Staff Id	Name	Department	Percentage
1	TS004	Dr. S.M.R. JOSEPH RAMESH	Humanities and Sciences	92.7
2	TS166	T. BERJIN MAGIZHA	Humanities and Sciences	86.8
3	TS235	P. ADIN SHINY	Humanities and Sciences	86.1
4	TS292	Dr. A.M. ALICE MARGRET	Humanities and Sciences	86.0
5	TS268	LUCASE. L	Humanities and Sciences	85.3
6	TS323	Dr J P VIDHYA	Humanities and Sciences	85.0
7	TS153	Dr. M. FELIX NES MABEL	Humanities and Sciences	85.0
8	TS346	ADLINE ARUNA F	Humanities and Sciences	84.8
9	TS195	S. ASHA ALICE	Humanities and Sciences	83.9
10	TS326	Dr. MARY JENITHA L	Humanities and Sciences	83.8
11	TS267	Dr. C. AMALA PRATHIBA JANET	Humanities and Sciences	83.8
12	TS293	Dr. A. LUDVIN FELCY	Humanities and Sciences	83.5
13	TS227	Dr. V. VIJI MON MONI	Humanities and Sciences	83.3
14	TS303	S. A. ANUJA	Humanities and Sciences	82.9
15	TS152	Dr. A. SUHASINI	Humanities and Sciences	82.9
16	TS283	M. ALEXLIN SAHAYA ITHAL	Humanities and Sciences	82.2
17	TS003	Dr. S.EDWIN GLADSON	Humanities and Sciences	82.2
18	TS113	Dr. J. MARY VANAJA	Humanities and Sciences	82.0
19	TS148	Dr. V. SREEJA	Humanities and Sciences	81.9
20	TS149	Dr. D. MARY METTALIN	Humanities and Sciences	81.4
21	TS275	SOPHIA.S	Humanities and Sciences	81.2

22	TS139	Dr. N. SHEEN KUMAR	Humanities and Sciences	80.7
23	TS349	ABISHA F S	Humanities and Sciences	79.4
24	TS242	A. MARIA SHEELA	Humanities and Sciences	78.7
25	TS154	Dr. M. MAENU	Humanities and Sciences	77.2
PG				
Sl. No	Staff Id	Name	Department	Percentage
1	TS323	Dr J P VIDHYA	Humanities and Sciences	89.2
2	TS357	SINDHU M	Humanities and Sciences	87.8
3	TS149	Dr. D. MARY METTALIN	Humanities and Sciences	87.3
4	TS195	S. ASHA ALICE	Humanities and Sciences	86.5
5	TS003	Dr. S.EDWIN GLADSON	Humanities and Sciences	85.8
6	TS148	Dr. V. SREEJA	Humanities and Sciences	83.6
7	TS349	ABISHA F S	Humanities and Sciences	78.0
8	TS275	SOPHIA.S	Humanities and Sciences	74.9
9	TS119	Dr. L. MARY FLORIDA	Humanities and Sciences	74.4
10	TS235	P. ADIN SHINY	Humanities and Sciences	71.8
11	TS283	M. ALEXLIN SAHAYA ITHAL	Humanities and Sciences	71.05

Master of Business Administration

Overall UG+PG				
Sl. No	Staff Id	Name	Department	Percentage
1	TS221	S. JASMINE SUGUNA	Master of Business Administration (Sec-A)	84.1
2	TS324	MELISHA RAJ A	Master of Business Administration (Sec-A)	83.7
3	VF016	Fr. M A Michael Alocious	Master of Business Administration (Sec-A)	83.0
4	TS355	JOYSE REBECCA S	Master of Business Administration (Sec-A)	78.9
5	TS358	Dr. DIVYA D S RAJAN	Master of Business Administration (Sec-A)	78.5
6	TS341	M ADLIN	Master of Business Administration (Sec-A)	77.8
7	TS356	Dr.SUBI MOL G S	Master of Business Administration (Sec-A)	77.6
8	TS344	JENIT HANSON G	Master of Business Administration (Sec-A)	73.8
9	TS360	Dr.D.SAHAYA BEULA	Master of Business Administration (Sec-A)	73.7
10	TS342	Dr. M. BABIMA	Master of Business Administration (Sec-A)	72.8

11	TS359	S JOSEPHIN KALA	Master of Business Administration (Sec-A)	72.0
12	TS246	S. VIJI CHITRA	Master of Business Administration (Sec-A)	70.7
PG				
Sl. No	Staff Id	Name	Department	Percentage
1	TS221	S. JASMINE SUGUNA	Master of Business Administration (Sec-A)	84.1
2	TS324	MELISHA RAJ A	Master of Business Administration (Sec-A)	83.7
3	VF016	Fr. M A Michael Alocious	Master of Business Administration (Sec-A)	83.0
4	TS355	JOYSE REBECCA S	Master of Business Administration (Sec-A)	78.9
5	TS358	Dr. DIVYA D S RAJAN	Master of Business Administration (Sec-A)	78.5
6	TS341	M ADLIN	Master of Business Administration (Sec-A)	77.8
7	TS356	Dr.SUBI MOL G S	Master of Business Administration (Sec-A)	77.6
8	TS344	JENIT HANSON G	Master of Business Administration (Sec-A)	73.8
9	TS360	Dr.D.SAHAYA BEULA	Master of Business Administration (Sec-A)	73.7
10	TS342	Dr. M. BABIMA	Master of Business Administration (Sec-A)	72.8
11	TS359	S JOSEPHIN KALA	Master of Business Administration (Sec-A)	72.0
12	TS246	S. VIJI CHITRA	Master of Business Administration (Sec-A)	70.7

Master of Computer Applications

Overall UG+PG				
Sl. No	Staff Id	Name	Department	Percentage
1	TS233	J. JENIFER JOSE	Master of Computer Applications	79.3
2	TS226	Dr. F. RAMESH DHANASEELAN	Master of Computer Applications	77.4
3	TS225	Dr. M. JEYA SUTHA	Master of Computer Applications	77.3
4	TS224	M. JASMIN ANNIE GENEFER	Master of Computer Applications	75.2
5	TS203	Dr. M.M. JANEELA THERESA	Master of Computer Applications	71.5
PG				
Sl. No	Staff Id	Name	Department	Percentage
1	TS233	J. JENIFER JOSE	Master of Computer Applications	79.3
2	TS226	Dr. F. RAMESH	Master of Computer Applications	77.4

		DHANASEELAN		
3	TS225	Dr. M. JEYA SUTHA	Master of Computer Applications	77.3
4	TS224	M. JASMIN ANNIE GENEFER	Master of Computer Applications	75.2
5	TS203	Dr. M.M. JANEELA THERESA	Master of Computer Applications	71.5

IV. Department Level Feedback Score on Mentoring

Overall Mentor Report				
Sl. No	Staff Id	Name	Department	Percentage
1	TS104	Dr. S. MARIA SERAPHIN SUJITHA	B.E. Electronics and Communication Engg. (Sec-A)	100.0
2	TS348	J ANIKKA NAYAGI HEMARINA	B.E. Mechanical Engineering (Sec-A)	100.0
3	TS127	Dr. Y.R. ANNIE BESSERT	B.E. Electronics and Communication Engg. (Sec-A)	99.8
4	TS245	M. GALESH	B.E. Civil Engineering	99.7
5	TS182	Dr. P. ANTONY VIMAL	B.E. Civil Engineering	99.4
6	TS143	Dr. T.S. SHEELA SHINEY	B.E. Computer Science and Engg. (Sec-A)	98.9
7	TS179	Dr. B.C. PREETHI	B.E. Electronics and Communication Engg. (Sec-A)	98.9
8	TS301	L PORCIA	B.E. Civil Engineering	98.7
9	TS269	INIGO VALAN. M	B.E. Civil Engineering	98.4
10	TS223	M. ANTONY FORSTER RAJ	B.E. Mechanical Engineering (Sec-A)	98.0
11	TS318	ANITTO JOE XAVIER A	B.E. Mechanical Engineering (Sec-A)	97.6
12	TS220	Dr. S.S. SELVA PRADEEP	B.E. Electrical and Electronics Engg.	97.3
13	TS304	S. SHINY	B.E. Electrical and Electronics Engg.	97.3
14	TS188	Dr. C. SHEEJA HEROBIN RANI	B.E. Electronics and Communication Engg. (Sec-A)	97.3
15	TS064	Dr. J. MERRY GEISA	B.E. Electrical and Electronics Engg.	96.5
16	TS280	JOHN PAUL.F	B.E. Civil Engineering	96.0
17	TS187	Dr S.T.SHERIBA	B.E. Computer Science and Engg. (Sec-A)	96.0
18	TS232	Y. BALTO	B.E. Mechanical Engineering (Sec-A)	95.9

19	TS004	Dr. S.M.R. JOSEPH RAMESH	Humanities and Sciences	95.9
20	TS234	M. GERALD ARUL SELVAN	B.E. Mechanical Engineering (Sec-A)	95.2
21	TS270	T.M.ANGELIN MONISHA SHAREAN	B.Tech. Information Technology	95.0
22	TS219	W. VINIL DANI	B.E. Electrical and Electronics Engg.	95.0
23	TS161	Dr. N. ANSGAR MARY	B.Tech. Information Technology	94.8
24	TS144	S.L. SONIYA	B.E. Computer Science and Engg. (Sec-A)	94.4
25	TS103	Dr. S. CAROLINE	B.E. Electronics and Communication Engg. (Sec-A)	94.1
26	TS273	STARWIN.M	B.E. Electronics and Communication Engg. (Sec-A)	94.1
27	TS128	Dr. SOBINI X. PUSHPA	B.E. Computer Science and Engg. (Sec-A)	94.0
28	TS166	T. BERJIN MAGIZHA	Humanities and Sciences	93.7
29	TS162	A. ANISHA	B.E. Computer Science and Engg. (Sec-A)	93.5
30	TS230	Dr. C. SELDEV CHRISTOPHER	B.E. Computer Science and Engg. (Sec-A)	93.1
31	TS274	AJIN.M	B.E. Computer Science and Engg. (Sec-A)	92.8
32	TS200	L.G.X. AGNEL LIVINGSTON	B.E. Computer Science and Engg. (Sec-A)	92.7
33	TS316	MERBIN JOSE P J	B.E. Computer Science and Engg. (Sec-A)	92.4
34	TS277	Dr. S. FRANK STEPHEN	B.E. Civil Engineering	92.05
35	TS081	Dr. JERLIN REGIN J.	B.E. Civil Engineering	92.0
36	TS239	Dr. JAIN B. MARSHEL	B.E. Electrical and Electronics Engg.	91.8
37	TS262	ABRAGAM SIYON SING.M	B.E. Electrical and Electronics Engg.	91.8
38	TS322	Dr. G. SHANTHOS KUMAR	B.E. Mechanical Engineering (Sec-A)	91.8
39	TS330	G GEO JENEFER	B.Tech. Information Technology	91.7
40	TS357	SINDHU M	Humanities and Sciences	91.6
41	TS347	Dr.M. ANTONY SHEELA	B.E. Computer Science and Engg. (Sec-A)	91.5
42	TS105	Dr. S. MARY VASANTHI	B.E. Electronics and Communication Engg. (Sec-A)	91.4
43	TS267	Dr. C. AMALA PRATHIBA JANET	Humanities and Sciences	91.2
44	TS268	LUCASE. L	Humanities and Sciences	91.2

45	TS338	SUMITHRA JAYA R	B.E. Civil Engineering	91.0
46	TS325	Dr. BARONA R	B.E. Computer Science and Engg. (Sec-A)	90.7
47	TS341	M ADLIN	Master of Business Administration (Sec-A)	90.7
48	TS189	A.C. JINISHA	B.E. Electronics and Communication Engg. (Sec-A)	89.6
49	TS121	Dr. M. JOHN BOSCO	B.E. Electrical and Electronics Engg.	89.6
50	TS233	J. JENIFER JOSE	Master of Computer Applications	89.5
51	TS271	Dr.JESUS BOBIN.V	B.E. Electrical and Electronics Engg.	89.1
52	TS130	Dr. A. BAMILA VIRGIN LOUIS	B.E. Computer Science and Engg. (Sec-A)	89.0
53	TS286	ANWAR RAJESH . M.M	B.E. Mechanical Engineering (Sec-A)	88.9
54	TS153	Dr. M. FELIX NES MABEL	Humanities and Sciences	88.8
55	TS321	T MICHEL RAJ	B.E. Mechanical Engineering (Sec-A)	88.0
56	TS165	Dr. T. AJITHA	B.E. Electronics and Communication Engg. (Sec-A)	88.0
57	TS283	M. ALEXLIN SAHAYA ITHAL	Humanities and Sciences	87.9
58	TS164	G. JOHNCY	B.E. Computer Science and Engg. (Sec-A)	87.9
59	TS302	D. SMILINE SHINY	B.E. Civil Engineering	87.6
60	TS227	Dr. V. VIJI MON MONI	Humanities and Sciences	87.4
61	TS157	C. RENIT	B.E. Electronics and Communication Engg. (Sec-A)	87.4
62	TS218	A. ANITHA	B.E. Electronics and Communication Engg. (Sec-A)	87.4
63	TS190	Dr. Y. MARY REEJA	B.E. Electronics and Communication Engg. (Sec-A)	87.3
64	TS193	P. AJITHA	B.E. Computer Science and Engg. (Sec-A)	86.9
65	TS213	R. FLORIN RAJA SINGH	B.E. Electronics and Communication Engg. (Sec-A)	86.8
66	TS250	J ARUL KING	B.E. Electronics and Communication Engg. (Sec-A)	86.7
67	TS326	Dr. MARY JENITHA L	Humanities and Sciences	86.5
68	TS323	Dr J P VIDHYA	Humanities and Sciences	86.4
69	TS253	J. JENCEWIN	B.E. Computer Science and Engg. (Sec-A)	86.3
70	TS238	Dr. C. HELEN SULOCHANA	B.E. Electronics and Communication Engg. (Sec-A)	86.2

71	TS264	M. L. AJIN	B.E. Mechanical Engineering (Sec-A)	86.05
72	TS158	Dr. SUJA A. ALEX	B.Tech. Information Technology	86.0
73	TS255	L. MACEAL TONY	B.E. Electronics and Communication Engg. (Sec-A)	85.9
74	TS310	Dr. R ANANTH	B.E. Mechanical Engineering (Sec-A)	85.8
75	TS195	S. ASHA ALICE	Humanities and Sciences	85.2
76	TS029	Dr. A. DARWIN JOSE RAJU	B.E. Electrical and Electronics Engg.	85.1
77	TS117	P. JOSE ALOYSIUS	B.E. Mechanical Engineering (Sec-A)	85.0
78	TS181	S. SHIELA BALANTA	B.E. Civil Engineering	84.5
79	TS235	P. ADIN SHINY	Humanities and Sciences	83.3
80	TS346	ADLINE ARUNA F	Humanities and Sciences	83.05
81	TS340	Dr. L. FEMILA	B.E. Electronics and Communication Engg. (Sec-A)	83.05
82	TS303	S. A. ANUJA	Humanities and Sciences	83.0
83	TS339	BABY LISA K	B.E. Electronics and Communication Engg. (Sec-A)	82.8
84	TS246	S. VIJI CHITRA	Master of Business Administration (Sec-A)	82.6
85	TS344	JENIT HANSON G	Master of Business Administration (Sec-A)	82.5
86	TS292	Dr. A.M. ALICE MARGRET	Humanities and Sciences	82.1
87	TS216	T. MARY LITTLE FLOWER	B.E. Electronics and Communication Engg. (Sec-A)	82.0
88	TS349	ABISHA F S	Humanities and Sciences	81.8
89	TS279	JEYA SUREN RAJ.J	B.E. Civil Engineering	81.8
90	TS237	Dr. T. LATHA	B.E. Electronics and Communication Engg. (Sec-A)	81.4
91	TS113	Dr. J. MARY VANAJA	Humanities and Sciences	81.4
92	TS275	SOPHIA.S	Humanities and Sciences	80.7
93	TS242	A. MARIA SHEELA	Humanities and Sciences	80.7
94	TS272	Dr. J LEON BOSCO RAJ	B.E. Electrical and Electronics Engg.	80.5
95	TS152	Dr. A. SUHASINI	Humanities and Sciences	80.4
96	TS149	Dr. D. MARY METTALIN	Humanities and Sciences	80.4
97	TS226	Dr. F. RAMESH DHANASEELAN	Master of Computer Applications	80.0

98	TS327	FLORA DANI C M	B.E. Civil Engineering	79.8
99	TS352	ANISHYA P	B.Tech. Information Technology	79.7
100	TS259	BRIGHT JOSE J	B.E. Computer Science and Engg. (Sec-A)	79.6
101	TS194	J.S. SIMI MOLE	B.E. Computer Science and Engg. (Sec-A)	79.6
102	TS066	Dr. D.HEVIN RAJESH	B.Tech. Information Technology	79.5
103	TS199	V. FEMILA SAVIO	B.E. Electronics and Communication Engg. (Sec-A)	79.4
104	TS003	Dr. S.EDWIN GLADSON	Humanities and Sciences	79.3
105	TS293	Dr. A. LUDVIN FELCY	Humanities and Sciences	79.0
106	TS224	M. JASMIN ANNIE GENEFER	Master of Computer Applications	78.8
107	TS356	Dr.SUBI MOL G S	Master of Business Administration (Sec-A)	78.5
108	TS225	Dr. M. JEYA SUTHA	Master of Computer Applications	78.4
109	TS358	Dr. DIVYA D S RAJAN	Master of Business Administration (Sec-A)	78.0
110	TS360	Dr.D.SAHAYA BEULA	Master of Business Administration (Sec-A)	77.4
111	TS119	Dr. L. MARY FLORIDA	Humanities and Sciences	77.3
112	TS139	Dr. N. SHEEN KUMAR	Humanities and Sciences	77.2
113	TS350	ANNIE PORTIA A	B.Tech. Artificial Intelligence and Data Science	77.05
114	TS342	Dr. M. BABIMA	Master of Business Administration (Sec-A)	77.0
115	TS148	Dr. V. SREEJA	Humanities and Sciences	77.0
116	TS106	Dr. S. ABSA	B.E. Electronics and Communication Engg. (Sec-A)	74.2
117	TS122	ALMOND D'SOUZA	B.E. Electrical and Electronics Engg.	73.7
118	TS332	ARUL REX A	B.Tech. Information Technology	72.5
119	TS331	P AGNES ALEX RATHY	B.Tech. Information Technology	71.4
120	TS228	P. SUJI GARLAND	B.E. Electrical and Electronics Engg.	70.4
121	TS359	S JOSEPHIN KALA	Master of Business Administration (Sec-A)	67.0
122	TS308	Dr. M. GERMIN NISHA	B.E. Electrical and Electronics Engg.	66.1
123	TS076	Dr. D. JERALDIN AUXILLIA	B.E. Electronics and Communication Engg. (Sec-A)	66.05
124	TS329	SHEEBA M C	B.Tech. Artificial Intelligence and Data Science	62.5

V. Feedback on Departments

Over all : $(465*0+829*25+1992*50+3320*75+5964*100)/12570 = 76.9\%$

Q1) My rating of the activities of the department association (77%)				
Below Average	Average	Good	Very Good	Excellent
68/2095 (3.3%)	116/2095 (5.6%)	351/2095 (16.9%)	554/2095 (26.5%)	1006/2095 (48.05%)
Q2) My rating of the efforts of the department in giving proper information to students (77%)				
Below Average	Average	Good	Very Good	Excellent
67/2094 (3.3%)	141/2094 (6.8%)	331/2094 (15.9%)	570/2094 (27.3%)	985/2094 (47.05%)
Q3) My rating of the overall teaching learning methods followed in the department (77%)				
Below Average	Average	Good	Very Good	Excellent
57/2095 (2.8%)	142/2095 (6.9%)	340/2095 (16.3%)	554/2095 (26.5%)	1002/2095 (47.9%)
Q4) My rating of the effectiveness of the industrial visit or tour (74%)				
Below Average	Average	Good	Very Good	Excellent
127/2095 (6.1%)	145/2095 (6.0%)	316/2095 (15.1%)	529/2095 (25.4%)	978/2095 (46.8%)
Q5) My rating of the usefulness of the value added programs (76%)				
Below Average	Average	Good	Very Good	Excellent
72/2096 (3.5%)	145/2096 (6.0%)	327/2096 (15.7%)	559/2096 (26.8%)	993/2096 (47.5%)
Q6) My rating of the effectiveness of the compulsory English communication (77%)				
Below Average	Average	Good	Very Good	Excellent
74/2095 (3.6%)	140/2095 (6.8%)	327/2095 (15.7%)	554/2095 (26.5%)	1000/2095 (47.8%)
Q7) Suggestions for improvement (0%)				
Rem 1 - GOOD {25}				
Rem 2 - no {2}				
Rem 3 - no friendly atmosphere {1}				
Rem 4 - No {1}				
Rem 5 - not bad {1}				
Rem 6 - ok {1}				
Rem 7 - Overall Good! {1}				
Rem 8 - sajin agnel<3 sunish {1}				
Rem 9 - Super {1}				
Rem 10 - the iv was not provided in the seduled semesters. After forcing of the students only the iv was provided. Our hod, class coordinator, mentors are not taking any steps in providing Industrial visits. It is providing stress to our minds also. So kindly consider this point... {1}				
Rem 11 - too much work pressure , treated as like U G expect uniform.we dont feel any difference between UG and PG moreover UG is better than PG ,lot of assignments will give at the time of xam				

then how students will study we are humans not a machine. {1}
Rem 12 - vara level {1}
Rem 13 - very nice {1}
Rem 14 - veryyyyyy goodddddddddd {1}
Rem 15 - we need the same in our IT department also {1}
Rem 16 - well {1}
Rem 17 - good dep {1}
Rem 18 - gud {1}
Rem 19 - its good {1}
Rem 20 - IV UM ILLA ONNUM ILLA SHAMEEEEEEEEE {1}
Rem 21 - need to reduce some more syllabus {1}
Rem 22 - never went to department {1}
Rem 23 - nice {1}
Rem 24 - {1}
Rem 25 - {1}
Rem 26 - ,,,, {1}
Rem 27 - ...cvhfghhthyjhghnfhgfngh {1}
Rem 28 - <3 {1}
Rem 29 - 007 {1}
Rem 30 - average {1}
Rem 31 - bfbdz {1}
Rem 32 - Compulsory English communication must be more strictly implemented in our department. {1}
Rem 33 - Department was very good {1}

Computer Science and Engineering

Over all : $(112*0+99*25+405*50+792*75+1520*100)/2928 = 79.0\%$

Q1) My rating of the activities of the department association (80%)				
Below Average	Average	Good	Very Good	Excellent
16/488 (3.4%)	13/488 (2.8%)	72/488 (14.9%)	129/488 (26.5%)	258/488 (52.0%)
Q2) My rating of the efforts of the department in giving proper information to students (81%)				
Below Average	Average	Good	Very Good	Excellent
15/488 (3.1%)	12/488 (2.6%)	67/488 (13.8%)	136/488 (27.0%)	258/488 (52.0%)
Q3) My rating of the overall teaching learning methods followed in the department (81%)				
Below Average	Average	Good	Very Good	Excellent

12/488 (2.6%)	19/488 (3.0%)	63/488 (12.0%)	136/488 (27.0%)	258/488 (52.0%)
Q4) My rating of the effectiveness of the industrial visit or tour (77%)				
Below Average	Average	Good	Very Good	Excellent
35/488 (7.3%)	18/488 (3.8%)	62/488 (12.8%)	127/488 (26.05%)	246/488 (50.5%)
Q5) My rating of the usefulness of the value added programs (80%)				
Below Average	Average	Good	Very Good	Excellent
17/488 (3.6%)	17/488 (3.6%)	68/488 (13.0%)	132/488 (27.05%)	254/488 (52.05%)
Q6) My rating of the effectiveness of the compulsory English communication (79%)				
Below Average	Average	Good	Very Good	Excellent
17/488 (3.6%)	20/488 (4.1%)	73/488 (14.0%)	132/488 (27.05%)	246/488 (50.5%)
Q7) Suggestions for improvement (0%)				
Rem 1 - good {6}				
Rem 2 - IV UM ILLA ONNUM ILLA SHAMEEEEEEEEE {1}				
Rem 3 - nice {1}				
Rem 4 - ok {1}				
Rem 5 - sajin agnel<3 sunish {1}				
Rem 6 - {1}				
Rem 7 - <3 {1}				
Rem 8 - average {1}				
Rem 9 - Compulsory English communication must be more strictly implemented in our department. {1}				
Rem 10 - Department was very good {1}				

Electronics and Communication Engineering

Over all : $(96*0+144*25+305*50+767*75+1118*100)/2430 = 77.5\%$

Q1) My rating of the activities of the department association (77%)				
Below Average	Average	Good	Very Good	Excellent
17/405 (4.3%)	18/405 (4.5%)	55/405 (13.7%)	126/405 (31.2%)	189/405 (46.8%)
Q2) My rating of the efforts of the department in giving proper information to students (78%)				
Below Average	Average	Good	Very Good	Excellent
13/405 (3.3%)	24/405 (5.0%)	48/405 (11.0%)	135/405 (33.4%)	185/405 (45.8%)
Q3) My rating of the overall teaching learning methods followed in the department (78%)				
Below Average	Average	Good	Very Good	Excellent
14/405 (3.6%)	22/405 (5.5%)	51/405 (12.7%)	125/405 (30.0%)	193/405 (47.8%)
Q4) My rating of the effectiveness of the industrial visit or tour (74%)				
Below Average	Average	Good	Very Good	Excellent

22/405 (5.5%)	31/405 (7.8%)	54/405 (13.4%)	117/405 (28.0%)	181/405 (44.8%)
Q5) My rating of the usefulness of the value added programs (76%)				
Below Average	Average	Good	Very Good	Excellent
17/405 (4.3%)	26/405 (6.5%)	49/405 (12.1%)	131/405 (32.4%)	182/405 (44.0%)
Q6) My rating of the effectiveness of the compulsory English communication (78%)				
Below Average	Average	Good	Very Good	Excellent
13/405 (3.3%)	23/405 (5.8%)	48/405 (11.0%)	133/405 (32.9%)	188/405 (46.5%)
Q7) Suggestions for improvement (0%)				
Rem 1 - good {4}				
Rem 2 - good dep {1}				
Rem 3 - need to reduce some more syllabus {1}				
Rem 4 - never went to department {1}				
Rem 5 - Overall Good! {1}				
Rem 6 - Super {1}				
Rem 7 - ...cvhfgghthyjhghnfhgh {1}				
Rem 8 - 007 {1}				

Electrical and Electronics Engineering

Over all : $(31*0+66*25+117*50+203*75+450*100)/867 = 78.2\%$

Q1) My rating of the activities of the department association (78%)				
Below Average	Average	Good	Very Good	Excellent
3/145 (2.1%)	10/145 (6.0%)	23/145 (15.0%)	34/145 (23.5%)	75/145 (51.8%)
Q2) My rating of the efforts of the department in giving proper information to students (78%)				
Below Average	Average	Good	Very Good	Excellent
5/144 (3.6%)	11/144 (7.7%)	18/144 (12.6%)	35/144 (24.4%)	75/144 (52.1%)
Q3) My rating of the overall teaching learning methods followed in the department (78%)				
Below Average	Average	Good	Very Good	Excellent
3/144 (2.1%)	10/144 (6.0%)	21/144 (14.7%)	37/144 (25.8%)	73/144 (50.8%)
Q4) My rating of the effectiveness of the industrial visit or tour (74%)				
Below Average	Average	Good	Very Good	Excellent
13/144 (9.05%)	9/144 (6.4%)	17/144 (11.9%)	32/144 (22.3%)	73/144 (50.8%)
Q5) My rating of the usefulness of the value added programs (77%)				
Below Average	Average	Good	Very Good	Excellent
4/145 (2.9%)	13/145 (8.0%)	20/145 (13.9%)	33/145 (22.9%)	75/145 (51.8%)
Q6) My rating of the effectiveness of the compulsory English communication (79%)				
Below Average	Average	Good	Very Good	Excellent

3/145 (2.1%)	13/145 (8.0%)	18/145 (12.5%)	32/145 (22.1%)	79/145 (54.6%)
Q7) Suggestions for improvement (0%)				
Rem 1 - bfbdz {1}				
Rem 2 - GOOD {1}				
Rem 3 - vara level {1}				

Civil Engineering

Over all : $(25*0+46*25+81*50+110*75+500*100)/762 = 83.4\%$

Q1) My rating of the activities of the department association (83%)				
Below Average	Average	Good	Very Good	Excellent
4/127 (3.2%)	7/127 (5.6%)	15/127 (11.9%)	17/127 (13.5%)	84/127 (66.2%)
Q2) My rating of the efforts of the department in giving proper information to students (82%)				
Below Average	Average	Good	Very Good	Excellent
5/127 (3.0%)	8/127 (6.4%)	14/127 (11.05%)	18/127 (14.3%)	82/127 (64.7%)
Q3) My rating of the overall teaching learning methods followed in the department (83%)				
Below Average	Average	Good	Very Good	Excellent
3/127 (2.5%)	10/127 (7.0%)	13/127 (10.3%)	17/127 (13.5%)	84/127 (66.2%)
Q4) My rating of the effectiveness of the industrial visit or tour (83%)				
Below Average	Average	Good	Very Good	Excellent
4/127 (3.2%)	8/127 (6.4%)	12/127 (9.5%)	19/127 (14.0%)	84/127 (66.2%)
Q5) My rating of the usefulness of the value added programs (83%)				
Below Average	Average	Good	Very Good	Excellent
4/127 (3.2%)	7/127 (5.6%)	13/127 (10.3%)	22/127 (17.4%)	81/127 (63.9%)
Q6) My rating of the effectiveness of the compulsory English communication (83%)				
Below Average	Average	Good	Very Good	Excellent
5/127 (3.0%)	6/127 (4.8%)	14/127 (11.05%)	17/127 (13.5%)	85/127 (66.0%)
Q7) Suggestions for improvement (0%)				
Rem 1 - good {1}				
Rem 2 - the iv was not provided in the seduled semesters. After forcing of the students only the iv was provided. Our hod, class coordinator, mentors are not taking any steps in providing Industrial visits. It is providing stress to our minds also. So kindly consider this point... {1}				

Information Technology

Over all : $(43*0+129*25+261*50+379*75+458*100)/1270 = 71.4\%$

Q1) My rating of the activities of the department association (72%)				
Below Average	Average	Good	Very Good	Excellent
5/211 (2.5%)	20/211 (9.6%)	41/211 (19.5%)	69/211 (32.8%)	76/211 (36.05%)

Q2) My rating of the efforts of the department in giving proper information to students (70%)				
Below Average	Average	Good	Very Good	Excellent
5/211 (2.5%)	24/211 (11.5%)	45/211 (21.4%)	65/211 (30.9%)	72/211 (34.2%)
Q3) My rating of the overall teaching learning methods followed in the department (72%)				
Below Average	Average	Good	Very Good	Excellent
4/212 (1.0%)	21/212 (9.0%)	46/212 (21.8%)	62/212 (29.3%)	79/212 (37.4%)
Q4) My rating of the effectiveness of the industrial visit or tour (68%)				
Below Average	Average	Good	Very Good	Excellent
15/212 (7.1%)	22/212 (10.5%)	41/212 (19.4%)	61/212 (28.9%)	73/212 (34.5%)
Q5) My rating of the usefulness of the value added programs (71%)				
Below Average	Average	Good	Very Good	Excellent
8/212 (3.9%)	20/212 (9.5%)	44/212 (20.9%)	60/212 (28.4%)	80/212 (37.8%)
Q6) My rating of the effectiveness of the compulsory English communication (71%)				
Below Average	Average	Good	Very Good	Excellent
6/212 (2.9%)	22/212 (10.5%)	44/212 (20.9%)	62/212 (29.3%)	78/212 (36.9%)
Q7) Suggestions for improvement (0%)				
Rem 1 - {1}				
Rem 2 - good {1}				
Rem 3 - no friendly atmosphere {1}				
Rem 4 - we need the same in our IT department also {1}				

Mechanical Engineering

Over all : $(9*0+11*25+47*50+155*75+606*100)/828 = 90.5\%$

Q1) My rating of the activities of the department association (91%)				
Below Average	Average	Good	Very Good	Excellent
1/138 (0.8%)	1/138 (0.8%)	8/138 (5.9%)	24/138 (17.5%)	104/138 (75.5%)
Q2) My rating of the efforts of the department in giving proper information to students (90%)				
Below Average	Average	Good	Very Good	Excellent
1/138 (0.8%)	1/138 (0.8%)	11/138 (7.0%)	25/138 (18.2%)	100/138 (72.6%)
Q3) My rating of the overall teaching learning methods followed in the department (89%)				
Below Average	Average	Good	Very Good	Excellent
1/138 (0.8%)	4/138 (2.0%)	7/138 (5.1%)	27/138 (19.7%)	99/138 (71.8%)
Q4) My rating of the effectiveness of the industrial visit or tour (88%)				
Below Average	Average	Good	Very Good	Excellent
4/138 (2.0%)	1/138 (0.8%)	10/138 (7.3%)	27/138 (19.7%)	96/138 (69.7%)
Q5) My rating of the usefulness of the value added programs (91%)				

Below Average	Average	Good	Very Good	Excellent
1/138 (0.8%)	3/138 (2.3%)	5/138 (3.7%)	26/138 (18.9%)	103/138 (74.7%)
Q6) My rating of the effectiveness of the compulsory English communication (91%)				
Below Average	Average	Good	Very Good	Excellent
1/138 (0.8%)	1/138 (0.8%)	6/138 (4.4%)	26/138 (18.9%)	104/138 (75.5%)
Q7) Suggestions for improvement (0%)				
Rem 1 - GOOD {2}				
Rem 2 - gud {1}				
Rem 3 - veryyyyyy goodddddddddd {1}				
Rem 4 - {1}				

Artificial Intelligence and Data Science

Over all : $(38*0+69*25+162*50+157*75+288*100)/714 = 70.7\%$

Q1) My rating of the activities of the department association (71%)				
Below Average	Average	Good	Very Good	Excellent
4/119 (3.5%)	11/119 (9.3%)	30/119 (25.3%)	28/119 (23.6%)	46/119 (38.8%)
Q2) My rating of the efforts of the department in giving proper information to students (70%)				
Below Average	Average	Good	Very Good	Excellent
5/119 (4.3%)	11/119 (9.3%)	32/119 (26.0%)	23/119 (19.4%)	48/119 (40.4%)
Q3) My rating of the overall teaching learning methods followed in the department (69%)				
Below Average	Average	Good	Very Good	Excellent
5/119 (4.3%)	13/119 (10.0%)	29/119 (24.5%)	26/119 (21.9%)	46/119 (38.8%)
Q4) My rating of the effectiveness of the industrial visit or tour (69%)				
Below Average	Average	Good	Very Good	Excellent
10/119 (8.5%)	11/119 (9.3%)	23/119 (19.4%)	25/119 (21.0%)	50/119 (42.05%)
Q5) My rating of the usefulness of the value added programs (71%)				
Below Average	Average	Good	Very Good	Excellent
6/119 (5.05%)	13/119 (10.0%)	24/119 (20.3%)	27/119 (22.8%)	49/119 (41.3%)
Q6) My rating of the effectiveness of the compulsory English communication (71%)				
Below Average	Average	Good	Very Good	Excellent
8/119 (6.8%)	10/119 (8.5%)	24/119 (20.3%)	28/119 (23.6%)	49/119 (41.3%)
Q7) Suggestions for improvement (0%)				
Rem 1 - good {4}				

Master of Business Administration

Over all : $(26*0+86*25+146*50+254*75+154*100)/666 = 65.0\%$

Q1) My rating of the activities of the department association (67%)				
Below Average	Average	Good	Very Good	Excellent
4/111 (3.7%)	10/111 (9.0%)	30/111 (27.05%)	40/111 (36.05%)	27/111 (24.4%)
Q2) My rating of the efforts of the department in giving proper information to students (64%)				
Below Average	Average	Good	Very Good	Excellent
6/111 (5.5%)	15/111 (13.6%)	23/111 (20.8%)	42/111 (37.9%)	25/111 (22.6%)
Q3) My rating of the overall teaching learning methods followed in the department (66%)				
Below Average	Average	Good	Very Good	Excellent
3/111 (2.8%)	14/111 (12.7%)	27/111 (24.4%)	41/111 (36.0%)	26/111 (23.5%)
Q4) My rating of the effectiveness of the industrial visit or tour (65%)				
Below Average	Average	Good	Very Good	Excellent
3/111 (2.8%)	18/111 (16.3%)	21/111 (18.0%)	45/111 (40.6%)	24/111 (21.7%)
Q5) My rating of the usefulness of the value added programs (66%)				
Below Average	Average	Good	Very Good	Excellent
4/111 (3.7%)	16/111 (14.5%)	22/111 (19.9%)	42/111 (37.9%)	27/111 (24.4%)
Q6) My rating of the effectiveness of the compulsory English communication (65%)				
Below Average	Average	Good	Very Good	Excellent
6/111 (5.5%)	13/111 (11.8%)	23/111 (20.8%)	44/111 (39.7%)	25/111 (22.6%)
Q7) Suggestions for improvement (0%)				
Rem 1 - no {2}				
Rem 2 - No {1}				
Rem 3 - good {1}				

Master of Computer Applications

Over all : $(31*0+69*25+168*50+204*75+152*100)/624 = 65.2\%$

Q1) My rating of the activities of the department association (65%)				
Below Average	Average	Good	Very Good	Excellent
4/104 (3.9%)	13/104 (12.6%)	28/104 (26.0%)	34/104 (32.8%)	25/104 (24.05%)
Q2) My rating of the efforts of the department in giving proper information to students (65%)				
Below Average	Average	Good	Very Good	Excellent
5/104 (4.9%)	14/104 (13.6%)	23/104 (22.2%)	37/104 (35.7%)	25/104 (24.05%)
Q3) My rating of the overall teaching learning methods followed in the department (66%)				
Below Average	Average	Good	Very Good	Excellent
4/104 (3.9%)	9/104 (8.8%)	32/104 (30.9%)	34/104 (32.8%)	25/104 (24.05%)
Q4) My rating of the effectiveness of the industrial visit or tour (64%)				
Below Average	Average	Good	Very Good	Excellent

7/104 (6.8%)	12/104 (11.6%)	26/104 (25.0%)	33/104 (31.8%)	26/104 (25.0%)
Q5) My rating of the usefulness of the value added programs (65%)				
Below Average	Average	Good	Very Good	Excellent
4/104 (3.9%)	11/104 (10.7%)	30/104 (28.9%)	33/104 (31.8%)	26/104 (25.0%)
Q6) My rating of the effectiveness of the compulsory English communication (64%)				
Below Average	Average	Good	Very Good	Excellent
7/104 (6.8%)	10/104 (9.7%)	29/104 (27.0%)	33/104 (31.8%)	25/104 (24.05%)
Q7) Suggestions for improvement (0%)				
Rem 1 - good {2}				
Rem 2 - its good {1}				
Rem 3 - not bad {1}				
Rem 4 - very nice {1}				
Rem 5 - well {1}				

VI. Feedback on Placement

Over all : $(529*0+800*25+2505*50+3895*75+6852*100)/14581 = 76.0\%$

Q1) My rating of the placement training programs organized by the Placement Cell (77%)				
Below Average	Average	Good	Very Good	Excellent
76/2083 (3.7%)	107/2083 (5.2%)	345/2083 (16.7%)	565/2083 (27.2%)	990/2083 (47.6%)
Q2) My rating of the on-campus placement programs organized by the Placement Cell (76%)				
Below Average	Average	Good	Very Good	Excellent
74/2083 (3.7%)	118/2083 (5.8%)	351/2083 (16.0%)	569/2083 (27.4%)	971/2083 (46.7%)
Q3) My rating of the off-campus placement programs coordinated by the Placement Cell (76%)				
Below Average	Average	Good	Very Good	Excellent
75/2083 (3.7%)	122/2083 (5.0%)	360/2083 (17.4%)	550/2083 (26.5%)	976/2083 (46.0%)
Q4) My rating of the placement companies visiting the campus (76%)				
Below Average	Average	Good	Very Good	Excellent
76/2083 (3.7%)	115/2083 (5.6%)	368/2083 (17.8%)	542/2083 (26.05%)	982/2083 (47.2%)
Q5) My rating of the overall functioning of the Placement Cell (77%)				
Below Average	Average	Good	Very Good	Excellent
75/2083 (3.7%)	110/2083 (5.4%)	356/2083 (17.1%)	567/2083 (27.3%)	975/2083 (46.9%)
Q6) My rating of the entrepreneurship awareness and training programs organized by the Entrepreneurship Development Cell (76%)				
Below Average	Average	Good	Very Good	Excellent
76/2083 (3.7%)	117/2083 (5.7%)	356/2083 (17.1%)	554/2083 (26.7%)	980/2083 (47.05%)
Q7) My rating of the overall functioning of the Entrepreneurship Development Cell (76%)				

Below Average	Average	Good	Very Good	Excellent
77/2083 (3.8%)	111/2083 (5.4%)	369/2083 (17.8%)	548/2083 (26.4%)	978/2083 (46.0%)
Q8) Suggestions for improvement (0%)				
Rem 1 - good {22}				
Rem 2 - {3}				
Rem 3 - ok {3}				
Rem 4 - No {2}				
Rem 5 - {1}				
Rem 6 - Overall Good! {1}				
Rem 7 - placements yella yenkalukku itu vara varala atanaall ata pathi yenakku onnum teriyathu {1}				
Rem 8 - there is no placement for MBA {1}				
Rem 9 - There's no placement training and placement for us. I wonder why the staff in admission lied about placement. The management should have informed during the admission itself that there's no placement instead of fooling us. {1}				
Rem 10 - very nice {1}				
Rem 11 - we didnt get even a single training for placement {1}				
Rem 12 - we dosent get any training classes because of online clas {1}				
Rem 13 - weelllll {1}				
Rem 14 - well {1}				
Rem 15 - .. {1}				
Rem 16 - <3 {1}				
Rem 17 - 007 {1}				
Rem 18 - 100%PLACEMENT {1}				
Rem 19 - 101%placem,wnt {1}				
Rem 20 - bfbn {1}				
Rem 21 - excellent {1}				
Rem 22 - good {1}				
Rem 23 - gud {1}				
Rem 24 - i didn't know this exist {1}				
Rem 25 - IT WAS TOO GOOD {1}				
Rem 26 - kkk {1}				
Rem 27 - nice {1}				
Rem 28 - no {1}				
Rem 29 - No proper placement training is provided and 0 companies have visited for placement,there is no info regarding the placement even after questioning about it but then why college fee include placement fee when there is no placement? {1}				

VII. Feedback on Library

Over all : $(632*0+836*25+2235*50+4010*75+6947*100)/14660 = 76.0\%$

Q1) How do you feel about library infrastructure? (78%)				
Below Average	Average	Good	Very Good	Excellent
85/2094 (4.1%)	93/2094 (4.5%)	315/2094 (15.05%)	567/2094 (27.1%)	1034/2094 (49.5%)
Q2) Rate the seating arrangements inside the library? (77%)				
Below Average	Average	Good	Very Good	Excellent
83/2095 (3.0%)	110/2095 (5.4%)	316/2095 (15.1%)	587/2095 (28.05%)	999/2095 (47.8%)
Q3) Are you satisfied with library book collection? (76%)				
Below Average	Average	Good	Very Good	Excellent
89/2095 (4.3%)	121/2095 (5.9%)	337/2095 (16.1%)	556/2095 (26.6%)	992/2095 (47.5%)
Q4) Are you satisfied with collection for research in the library? (76%)				
Below Average	Average	Good	Very Good	Excellent
91/2095 (4.4%)	131/2095 (6.4%)	319/2095 (15.3%)	579/2095 (27.7%)	975/2095 (46.6%)
Q5) Rate the library services? (76%)				
Below Average	Average	Good	Very Good	Excellent
90/2094 (4.4%)	126/2094 (6.05%)	325/2094 (15.6%)	572/2094 (27.4%)	981/2094 (46.9%)
Q6) How comfortable are you with the library staff assistance? (76%)				
Below Average	Average	Good	Very Good	Excellent
101/2094 (4.9%)	127/2094 (6.1%)	309/2094 (14.9%)	574/2094 (27.5%)	983/2094 (46.0%)
Q7) How do you feel about working time of the library? (76%)				
Below Average	Average	Good	Very Good	Excellent
93/2093 (4.5%)	128/2093 (6.2%)	314/2093 (15.0%)	575/2093 (27.6%)	983/2093 (46.0%)
Q8) Suggestion for improvement: (0%)				
Rem 1 - GOOD {25}				
Rem 2 - excellent {2}				
Rem 3 - No {2}				
Rem 4 - no {1}				
Rem 5 - Overall Good! {1}				
Rem 6 - There is a period,But we never got never to visit once...:) {1}				
Rem 7 - there is no library period for us. {1}				
Rem 8 - This subject classes was very good going {1}				
Rem 9 - vara level {1}				
Rem 10 - very good {1}				
Rem 11 - very nice {1}				

Rem 12 - want more interesting books {1}
Rem 13 - we attended the library hour only twice in this semester!! {1}
Rem 14 - we barely got any periods...most of the classes were taken over by other subject {1}
Rem 15 - we didnt get enough time to go library {1}
Rem 16 - we dont get enough time to visit library. {1}
Rem 17 - we don't have a library hour {1}
Rem 18 - we need comics book {1}
Rem 19 - we rarely go to the library and the library class are borrowed kindly see to that thank you {1}
Rem 20 - we went to library very rarely mostly library periods are utilized by other subject staffs {1}
Rem 21 - We went to the library very rarely, most of the library hours were utilized by other subject staffs. {1}
Rem 22 - FIRST KOOTITU PONGA DA {1}
Rem 23 - {1}
Rem 24 - {1}
Rem 25 - /// {1}
Rem 26 - <3 {1}
Rem 27 - 007 {1}
Rem 28 - 2 library period in 1 full sem {1}
Rem 29 - bfdbdzsf {1}
Rem 30 - great {1}
Rem 31 - gud {1}
Rem 32 - hentasdvedg {1}
Rem 33 - kkk {1}
Rem 34 - library is Excellent {1}
Rem 35 - mam will take class at particular period. mam will not allow us to go to library period. {1}
Rem 36 - may also include some story books comics etc..which may help to stress relief {1}
Rem 37 - need more library time {1}
Rem 38 - never been to library for ages {1}
Rem 39 - nice {1}

VIII. Feedback on Infrastructure

Over all : $(332*0+569*25+1555*50+2167*75+3684*100)/8307 = 74.0\%$

Q1) How do you rate the computer facility in the college (76%)				
Below Average	Average	Good	Very Good	Excellent
76/2076 (3.8%)	110/2076 (5.4%)	384/2076 (18.6%)	558/2076 (26.0%)	948/2076 (45.8%)
Q2) How do you rate the Internet facility in the college (75%)				
Below Average	Average	Good	Very Good	Excellent

78/2077 (3.9%)	139/2077 (6.8%)	388/2077 (18.8%)	547/2077 (26.4%)	925/2077 (44.6%)
Q3) How do you rate the sports facility in the college (73%)				
Below Average	Average	Good	Very Good	Excellent
95/2077 (4.7%)	177/2077 (8.6%)	385/2077 (18.6%)	524/2077 (25.3%)	896/2077 (43.2%)
Q4) Your overall rating of the Infrastructure (74%)				
Below Average	Average	Good	Very Good	Excellent
83/2077 (3.0%)	143/2077 (6.0%)	398/2077 (19.3%)	538/2077 (25.0%)	915/2077 (44.1%)
Q5) Suggestions for improvement (0%)				
Rem 1 - good {20}				
Rem 2 - ok {2}				
Rem 3 - {2}				
Rem 4 - No {2}				
Rem 5 - No proper ventilation or fans in the classrooms {1}				
Rem 6 - {1}				
Rem 7 - <3 {1}				
Rem 8 - 007 {1}				
Rem 9 - building is about to wreck {1}				
Rem 10 - done {1}				
Rem 11 - Football ground can be maintained for better participation in sports {1}				
Rem 12 - Overall Good! {1}				
Rem 13 - SCHOOL FEEL {1}				
Rem 14 - SOMEWHAT IMPROVEMENT IS NEEDED {1}				
Rem 15 - sports pathii sollanum naa yenakkum badmintin play panna romba aasa atuvum indoorla atanala yenkala indoor ikku kootittu poi play panna vacha nalla irukkum seniors kooda play panna yenkalooda skills improve aagum {1}				
Rem 16 - The AC seems to be running ineffectively in the lab. {1}				
Rem 17 - The auditorium above the main library is not fully constructed. There's no proper lighting and fans in the auditorium and it's really suffocating. During fine arts day, the staff expect us to sit inside that hall the whole day. When we get out to get some fresh air, the engineering staff scolds us. What should we do when it's actually suffocating? The management expects double admission in every department but there's no proper necessary resources and college bus facilities. {1}				
Rem 18 - very good {1}				
Rem 19 - very nice {1}				
Rem 20 - Washroom should be maintained {1}				
Rem 21 - xbgndng {1}				
Rem 22 - great ingrastructure {1}				
Rem 23 - gud {1}				

Rem 24 - I CANT RATE THR INTERNET FACILITY COZ I DONT EVEN KNOW THE PASSWORD {1}
Rem 25 - Infrastructure is good {1}
Rem 26 - infrastructure is really very good {1}
Rem 27 - kkk {1}
Rem 28 - LOOSE NUTS AND BOLTS {1}
Rem 29 - needed more privacy in restroom. {1}
Rem 30 - needs more improvement {1}
Rem 31 - nice {1}

IX. Feedback on Management

Over all : $(401*0+779*25+2065*50+2674*75+4498*100)/10417 = 74.3\%$

Q1) My rating of the overall administration of the college (73%)				
Below Average	Average	Good	Very Good	Excellent
85/2084 (4.1%)	153/2084 (7.4%)	413/2084 (19.9%)	547/2084 (26.3%)	886/2084 (42.6%)
Q2) My rating of the maintenance of discipline in the college (74%)				
Below Average	Average	Good	Very Good	Excellent
67/2084 (3.3%)	152/2084 (7.4%)	406/2084 (19.6%)	550/2084 (26.5%)	909/2084 (43.7%)
Q3) My rating of the performance of the Principal of the college (75%)				
Below Average	Average	Good	Very Good	Excellent
69/2083 (3.4%)	140/2083 (6.8%)	419/2083 (20.2%)	541/2083 (25.0%)	914/2083 (43.0%)
Q4) My rating of the performance of the Correspondent of the college (74%)				
Below Average	Average	Good	Very Good	Excellent
78/2083 (3.8%)	162/2083 (7.9%)	410/2083 (19.8%)	534/2083 (25.7%)	899/2083 (43.3%)
Q5) Are you satisfied with the Management of the college (72%)				
Below Average	Average	Good	Very Good	Excellent
102/2083 (4.0%)	172/2083 (8.4%)	417/2083 (20.05%)	502/2083 (24.1%)	890/2083 (42.8%)
Q6) Suggestions to improvement (0%)				
Rem 1 - good {22}				
Rem 2 - {3}				
Rem 3 - no {2}				
Rem 4 - {2}				
Rem 5 - gud {1}				
Rem 6 - hii {1}				
Rem 7 - I Have Rated below average for the principal of the college coz , today 08/12/2023 he caught my friend for no reason since it was his bday ttoday he have bought some juices for us and he have bring that to the class he asked y you bringing this to the college and he said he was breaking the rules thats ok m and he said sry sir it was my mistake he accepted his mistake then y he made him out of the class!? and put fine for him!!!!!!!!!!!!?????				

{1}
Rem 8 - j {1}
Rem 9 - kkk {1}
Rem 10 - nice {1}
Rem 11 - not respecting {1}
Rem 12 - ok {1}
Rem 13 - Overall Good! {1}
Rem 14 - please give little freedom {1}
Rem 15 - supper {1}
Rem 16 - The management accepts double admission in all fields whether it is engineering, MBA or MCA but fails to provide necessary staff, resources and proper college bus facilities. kindly provide aptitude training and placement facilities for MBA students. {1}
Rem 17 - To develop good decision making {1}
Rem 18 - vara level {1}
Rem 19 - very nice {1}
Rem 20 - very strict , no freedom , full of stress , same like schools {1}
Rem 21 - well {1}
Rem 22 - WTF IS AN ADMINISTRATION {1}
Rem 23 - {1}
Rem 24 - still the projector in my class is not fixed properly after lot of complains raised {1}
Rem 25 - ... {1}
Rem 26 - <3 {1}
Rem 27 - 007 {1}
Rem 28 - avoid Saturday classes {1}
Rem 29 - Classroom is full of broken fans and light {1}
Rem 30 - dgndgn {1}

X. Feedback on Office

Over all : $(314*0+345*25+870*50+3064*75+3692*100)/8285 = 78.7\%$

Q1) Are you satisfied with the Functioning of the Office? (79%)				
Not at all	Very Little	Somewhat	Satisfied	Extremely Satisfied
82/2071 (3.0%)	72/2071 (3.6%)	179/2071 (8.7%)	834/2071 (40.4%)	904/2071 (43.8%)
Q2) Is the information sought supplied quickly? (78%)				
Not at all	Rarely	Sometimes	Most of the Times	Always
69/2072 (3.4%)	92/2072 (4.5%)	234/2072 (11.4%)	766/2072 (36.0%)	911/2072 (43.0%)
Q3) Does the Staff deal with you warmly and courteously? (78%)				

Not at all	Rarely	Sometimes	Most of the Times	Always
81/2071 (3.0%)	92/2071 (4.5%)	240/2071 (11.7%)	727/2071 (35.2%)	931/2071 (44.0%)
Q4) Are the members of the office staff helpful? (78%)				
Not at all	Rarely	Sometimes	Most of the Times	Always
82/2071 (3.0%)	89/2071 (4.4%)	217/2071 (10.6%)	737/2071 (35.7%)	946/2071 (45.8%)
Q5) Suggestions for improvement (0%)				
Rem 1 - good {19}				
Rem 2 - {3}				
Rem 3 - No {2}				
Rem 4 - Office staffs did not give the proper information. {1}				
Rem 5 - ok {1}				
Rem 6 - only for filter {1}				
Rem 7 - Overall Good! {1}				
Rem 8 - vara level {1}				
Rem 9 - very good {1}				
Rem 10 - very nice {1}				
Rem 11 - we need to wait for more time to pay the fees {1}				
Rem 12 - well {1}				
Rem 13 - {1}				
Rem 14 - {1}				
Rem 15 - .. {1}				
Rem 16 - <3 {1}				
Rem 17 - 007 {1}				
Rem 18 - bdbn {1}				
Rem 19 - Don't fool the students during admission. {1}				
Rem 20 - GOOOD {1}				
Rem 21 - gud {1}				
Rem 22 - I DONT KNOW WHERE OFFICE {1}				
Rem 23 - I have no issues with them {1}				
Rem 24 - I submitted the letter for cancelling the bus fees subscription already but my fees to paid is still same.Please take action to the issue! {1}				
Rem 25 - Information given can be a little brief {1}				
Rem 26 - kkk {1}				
Rem 27 - kopjkop {1}				
Rem 28 - need somemore improvement in staffs {1}				

Rem 29 - nice {1}

XI. Feedback on Cells

Over all : $(342*0+515*25+1742*50+2916*75+6762*100)/12277 = 81.05\%$

Q1) The contribution of the activities of the cell to develop my knowledge and use of technologies (81%)				
Below Average	Average	Good	Very Good	Excellent
40/1363 (2.0%)	43/1363 (3.3%)	197/1363 (14.6%)	326/1363 (23.0%)	757/1363 (55.6%)
Q2) The role of the cell to induce and improve my research attitude (80%)				
Below Average	Average	Good	Very Good	Excellent
38/1364 (2.9%)	62/1364 (4.6%)	187/1364 (13.8%)	327/1364 (23.0%)	750/1364 (54.0%)
Q3) The influence of the cell in developing my personality and leadership skills (81%)				
Below Average	Average	Good	Very Good	Excellent
36/1364 (2.7%)	54/1364 (3.0%)	195/1364 (14.4%)	326/1364 (23.0%)	753/1364 (55.3%)
Q4) The opportunities provided by the cell to interact with experts (80%)				
Below Average	Average	Good	Very Good	Excellent
38/1363 (2.9%)	59/1363 (4.4%)	196/1363 (14.5%)	320/1363 (23.6%)	750/1363 (55.05%)
Q5) The chances provided by the cell to achieve recognitions and awards (80%)				
Below Average	Average	Good	Very Good	Excellent
40/1363 (2.0%)	59/1363 (4.4%)	194/1363 (14.3%)	325/1363 (23.9%)	745/1363 (54.8%)
Q6) The impact of the cell in enhancing my employability skills for better placement (81%)				
Below Average	Average	Good	Very Good	Excellent
36/1365 (2.7%)	55/1365 (4.05%)	204/1365 (14.0%)	317/1365 (23.3%)	753/1365 (55.3%)
Q7) The motivation I receive from the cell to become an entrepreneur (80%)				
Below Average	Average	Good	Very Good	Excellent
39/1365 (2.0%)	62/1365 (4.6%)	191/1365 (13.0%)	328/1365 (24.05%)	745/1365 (54.7%)
Q8) The role of the cell to make me socially concerned and eco-friendly (80%)				
Below Average	Average	Good	Very Good	Excellent
37/1365 (2.8%)	61/1365 (4.6%)	192/1365 (14.1%)	328/1365 (24.05%)	747/1365 (54.8%)
Q9) My rating of the overall planning and organization of the programs by the cell (81%)				
Below Average	Average	Good	Very Good	Excellent
38/1365 (2.9%)	60/1365 (4.5%)	186/1365 (13.7%)	319/1365 (23.5%)	762/1365 (55.9%)
Q10) Suggestions (0%)				
Rem 1 - good {19}				
Rem 2 - no {2}				
Rem 3 - Very good. {2}				
Rem 4 - want more programs as we had very less programmes {1}				

Rem 5 - we hav not gone for photographic cell {1}
Rem 6 - not so excellent {1}
Rem 7 - nothing {1}
Rem 8 - nothing happened this year in Jyothis except for college allowing half of the fund for Kerala Flood relief. {1}
Rem 9 - Overall Good! {1}
Rem 10 - super.Fantastic.Nice.Awesome {1}
Rem 11 - take some action to have full strength in parades make rules that should be followed from the begining of the acadamics keep active by conducting many program {1}
Rem 12 - the cell is not active..it can be improved {1}
Rem 13 - the club is not active if it is more active then it will be good {1}
Rem 14 - good {1}
Rem 15 - having a very good association cell. {1}
Rem 16 - i like nss {1}
Rem 17 - i like to join in photography club and what should i do for that {1}
Rem 18 - i've changed from YRC to NSO {1}
Rem 19 - my liked one {1}
Rem 20 - NA {1}
Rem 21 - NCC is excellent in college {1}
Rem 22 - need big cabbin {1}
Rem 23 - nice {1}
Rem 24 - {1}
Rem 25 - {1}
Rem 26 - :) {1}
Rem 27 - better {1}
Rem 28 - events are not being organized often..... {1}
Rem 29 - everything is good,no comments {1}
Rem 30 - extremely excellent {1}
Rem 31 - Food verrrryyyuyyy bad that we dont want to eat as our hunger goes away {1}

XII. Feedback on Canteen

Over all : $(1086*0+843*25+1855*50+1684*75+2856*100)/8324 = 63.3\%$

Q1) How often do you visit and use the canteen? (54%)				
Rare	More than 3 times a month	More than 3 times a week	Break or lunch daily	Break and lunch daily
534/2081 (25.8%)	181/2081 (8.8%)	371/2081 (17.9%)	338/2081 (16.3%)	657/2081 (31.7%)

Q2) How would you rate the canteen food? (65%)				
Quality and taste needs improvement	Taste is good and Quality needs improvement	Quality is good and taste needs improvement	Average quality and taste	Good quality and taste
262/2081 (12.7%)	194/2081 (9.4%)	388/2081 (18.7%)	478/2081 (22.0%)	759/2081 (36.6%)
Q3) How do you rate the service you receive from the canteen staff? (65%)				
Not good	Average	Good	Very Good	Excellent
150/2081 (7.3%)	236/2081 (11.4%)	542/2081 (26.05%)	439/2081 (21.1%)	714/2081 (34.4%)
Q4) Do the staff clean the furniture, dishes and vessels well enough? (66%)				
Not good	Average	Good	Very Good	Excellent
140/2081 (6.8%)	232/2081 (11.2%)	554/2081 (26.7%)	429/2081 (20.7%)	726/2081 (34.0%)

XIII. Feedback on Transport

Over all : $(632*0+662*25+1617*50+1780*75+3652*100)/8343 = 71.5\%$

Q1) Rate the driver based on his careful driving? (72%)				
Below Average	Average	Good	Very Good	Excellent
148/2085 (7.1%)	166/2085 (7.0%)	401/2085 (19.3%)	421/2085 (20.3%)	949/2085 (45.6%)
Q2) Rate your satisfaction with seating arrangement, cleanliness and maintenance in the college bus? (68%)				
Below Average	Needs Improvement	Satisfactory	Very Good	Excellent
185/2085 (8.0%)	217/2085 (10.5%)	395/2085 (18.0%)	410/2085 (19.8%)	878/2085 (42.2%)
Q3) Do you agree that the bus arrives on time in the boarding point and at the college? (73%)				
Strongly Disagree	Disagree	Neutral	Agree	Strongly Agree
131/2086 (6.4%)	130/2086 (6.3%)	408/2086 (19.7%)	479/2086 (22.0%)	938/2086 (44.0%)
Q4) How do you feel traveling in college bus? (71%)				
Extremely Dissatisfied	Dissatisfied	Neutral	Satisfied	Extremely Satisfied
168/2087 (8.05%)	149/2087 (7.2%)	413/2087 (19.9%)	470/2087 (22.6%)	887/2087 (42.6%)

XIV. Feedback on Hostel

Over all : $(1480*0+1169*25+3480*50+3041*75+5182*100)/14352 = 66.3\%$

Q1) How do you rate the room arrangement and furniture availability? (65%)				
Below Average	Average	Good	Very Good	Excellent
223/2051 (10.0%)	163/2051 (7.0%)	497/2051 (24.3%)	439/2051 (21.5%)	729/2051 (35.6%)
Q2) How do you rate hostel mess with quality, quantity, variety, cleanliness and queue time in hostel? (64%)				
Below Average	Satisfactory	Good	Very Good	Excellent

219/2051 (10.8%)	193/2051 (9.5%)	504/2051 (24.7%)	410/2051 (19.0%)	725/2051 (35.4%)
Q3) Are you satisfied with the water supply, electricity and internet connectivity available in the hostel? (66%)				
Extremely dissatisfied	Dissatisfied	Neutral	Satisfied	Extremely satisfied
204/2050 (9.0%)	159/2050 (7.9%)	508/2050 (24.9%)	444/2050 (21.8%)	735/2050 (35.0%)
Q4) How satisfied are you with the recreational facilities provided in the hostel? (66%)				
Extremely dissatisfied	Dissatisfied	Neutral	Satisfied	Extremely satisfied
197/2050 (9.7%)	158/2050 (7.8%)	515/2050 (25.2%)	460/2050 (22.5%)	720/2050 (35.2%)
Q5) Are disciplinary issues addressed and handled in an appropriate manner? (66%)				
Strongly Disagree	Disagree	Neutral	Agree	Strongly Agree
199/2050 (9.8%)	161/2050 (7.0%)	501/2050 (24.5%)	458/2050 (22.4%)	731/2050 (35.8%)
Q6) How often Bathrooms and Toilets are cleaned in the hostel? (67%)				
No proper cleaning	Once in a week	Once in three days	Once in two days	Daily basis
221/2050 (10.9%)	169/2050 (8.3%)	435/2050 (21.3%)	409/2050 (19.0%)	816/2050 (39.9%)
Q7) How is the overall hygiene and cleanliness in the hostel premises? (65%)				
Average	Satisfactory	Good	Very Good	Excellent
217/2050 (10.7%)	166/2050 (8.1%)	520/2050 (25.5%)	421/2050 (20.6%)	726/2050 (35.5%)



Coordinator-IQAC



Principal

Dr. J. MAHESWARAN, M.E. Ph.D. FIE. MISTE.
PRINCIPAL
SLXAVIER'S CATHOLIC COLLEGE OF ENGINEERING
CHUNKANKADAI
NAGERCOIL - 629 003

St. Xavier's Catholic College of Engineering
Internal Quality Assurance Cell
2023-2024 Odd Semester
Students' Feedback - Action Taken Report

Sl. No.	Feedback	Action Taken
1	CIVIL The IV was not provided in the scheduled semesters. After forcing of the students only the IV was provided. Our hod, class coordinator, mentors are not taking any steps in providing Industrial visits. It is providing stress to our minds also. So kindly consider this point...	3 Industrial Visits and 4 Field Visits are planned to conduct in the even semester.
2	ECE need to reduce some more syllabus	The curriculum and syllabus feedback are collected from all the stakeholders and based on this the syllabus will be revised and approved by the BoS and Academic Council
3	CSE Compulsory English communication must be more strictly implemented in our department.	In practise
4	Placement There is no placement for MBA	MBA- 3 students placed No. of companies visited - 7
5	No proper placement training is provided and 0 companies have visited for placement, there is no info regarding the placement even after questioning about it but then why college fee include placement fee when there is no placement.	
6	Library we went to library very rarely mostly library periods are utilized by other subject staff	Library can be utilized from 8:00 AM to 5:30 PM
	may also include some story books comics etc..which may help to stress relief	Comics and story book count – 300 books
7	Infrastructure No proper ventilation or fans in the classrooms	All the classrooms are facilitated with ventilation and equipped with fans.
	Football ground can be maintained for better participation in sports	Evening sports have been practiced regularly and for the first years weekly one hour is allotted for sports
	The AC seems to be running ineffectively in the labs	Regular AC maintenance have been done under the supervision of the Estate Officer
	The auditorium above the main library is not fully constructed. There's no proper lighting and fans in the auditorium and it's really suffocating. During fine arts day, the staff expect us to sit inside that hall the whole day. When we get out to get some fresh air, the	Informed to the Estate Officer. HVLS fan is already placed in the auditorium.

	engineering staff scolds us. What should we do when it's actually suffocating? The management expects double admission in every department but there's no proper necessary resources and college bus facilities.	
	Washroom should be maintained	Regular cleaning and revamping old washrooms are done in all the blocks.
8	Management The management accepts double admission in all fields whether it is engineering, MBA or MCA but fails to provide necessary staff, resources and proper college bus facilities. kindly provide aptitude training and placement facilities for MBA students.	New faculty members are recruited as per the need
9	Office Office staffs did not give the proper information	All the information is sent via circular and available in the automation software
10	Cells want more programs as we had very less programmes	Every cell is carrying out at least 30 hours of programmes in accordance with our plan.
	nothing happened this year in Jyothis	Jyothis – As per the year plan two programs were conducted. Odd sem: 2 Completed Even Semester: 2 programs yet to complete
	take some action to have full strength in parades make rules that should be followed from the beginning of the academics keep active by conducting many program	All the NCC cadets will score above 75% of attendance which is eligible for the Final exam. Parades have been conducted for two batches separately. (Batch I - I & II year students, Batch II - III & IV year students)
11	Canteen Food verrrrrryyuyyy bad that we dont want to eat as our hunger goes away	Informed the canteen manager to improve the quality of the meals.



Coordinator-IQAC

Dr. J. ANNROSE, M.E., Ph.D.,
Co-ordinator of IQAC
St. Xavier's Catholic College of Engineering
Chunkankadai, Nagercoil - 629 003



Principal

Dr. J. MAHESWARAN, M.E. Ph.D. FIE. MISTE.
PRINCIPAL
ST. XAVIER'S CATHOLIC COLLEGE OF ENGINEERING
CHUNKANKADAI
NAGERCOIL - 629 003

St. Xavier's Catholic College of Engineering

Internal Quality Assurance Cell

2023-2024

Students' Feedback Report

St. Xavier's Catholic College of Engineering
Internal Quality Assurance Cell

2023-2024 Even Semester

Students' Feedback Report

Contents

Sl. No.	Feedback Particular	Page
1	Question-wise feedback analysis	3
2	College level faculty feedback score in percentage	4
3	Department level faculty feedback score in percentage	15
4	Department Level Feedback Score on Mentoring	30
5	Feedback on departments	36
6	Feedback on placement	43
7	Feedback on library	45
8	Feedback on infrastructure	46
9	Feedback on management	48
10	Feedback on office	49
11	Feedback on Cells	49
12	Feedback on Canteen	53
13	Feedback on Transport	53
14	Feedback on Hostel	54
15	Action Taken Report	56

I. Question-wise Feedback Analysis

Analysis								
No.	Question	Total	0% - 49%	50% - 59%	60% - 69%	70% - 79%	80% - 89%	90% - 100%
1	How much of the syllabus was covered in the class?	320	0	0	3	62	154	101
2	How well did the teacher prepare for the classes?	320	0	0	2	51	159	108
3	How well was the teacher able to communicate?	320	0	1	4	57	145	113
4	The teacher's approach to teaching can best be described as	320	0	0	4	72	144	100
5	Fairness of the internal evaluation process by the teacher	320	0	0	5	53	152	110
6	The teacher designs quizzes/tests/assignments/mini-projects to evaluate students understanding of the course and effectively prepare the students for the end-semester examination	320	0	0	5	59	157	99
7	Teacher informs the students about the expected competencies, course outcomes, program outcomes, program specific outcomes and program educational objectives	320	0	0	5	58	156	101
8	The teacher illustrates the concepts through examples and applications	320	0	0	4	62	152	102
9	The teacher identifies the students' strengths and encourages by providing right level of challenges	320	0	0	5	63	146	106
10	Teacher is able to identify students' weaknesses and helps to overcome them	320	0	0	5	62	149	104
11	Teacher encourages the students to participate in extracurricular activities	320	0	0	5	61	158	96
12	Efforts are made by the teacher to inculcate soft skills, life skills and employability skills to make the students ready for the world of work	320	0	0	3	59	149	109
13	Teacher's usage of ICT tools such as LCD projector, multimedia, etc. while teaching	320	0	0	7	55	152	106
14	The teacher discusses and collects feedback from the students on the university syllabus	320	0	0	2	63	155	100
15	Give three observations/suggestions to improve the overall teaching and learning experience in the course	0	0	0	0	0	0	0

II. College Level Faculty Feedback Score in Percentage

Overall UG+PG				
Sl. No	Staff Id	Name	Department	Percentage
1	TS027	Dr. R.P ANTO KUMAR	B.E. Computer Science and Engg. (Sec-A)	97.0
2	TS116	S. JOHN PIMO	B.E. Computer Science and Engg. (Sec-A)	96.7
3	TS302	D. SMILINE SHINY	B.E. Civil Engineering	96.4
4	TS175	Dr. I. JESSY MOL	B.E. Civil Engineering	96.4
5	TT269	Dr. AMAL J ERONIMUS	Placement Cell	96.0
6	TS245	M. GALESH	B.E. Civil Engineering	95.8
7	TS182	Dr. P. ANTONY VIMAL	B.E. Civil Engineering	95.7
8	TS065	Dr. A. MILTON	B.E. Electronics and Communication Engg. (Sec-A)	95.6
9	TS115	Dr.P.R. SHEEBHA RANI	B.E. Computer Science and Engg. (Sec-A)	95.1
10	TS181	S. SHIELA BALANTA	B.E. Civil Engineering	95.05
11	TS277	Dr. S. FRANK STEPHEN	B.E. Civil Engineering	94.7
12	TS064	Dr. J. MERRY GEISA	B.E. Electrical and Electronics Engg.	93.8
13	TS144	S.L. SONIYA	B.E. Computer Science and Engg. (Sec-A)	92.8
14	TS339	BABY LISA K	B.E. Electronics and Communication Engg. (Sec-A)	92.5
15	TS298	Dr. R. S. SHAJI	B.E. Computer Science and Engg. (Sec-A)	92.5
16	TS085	J. GNANA RAJAN	B.E. Mechanical Engineering (Sec-A)	92.5
17	TS009	Dr. V.CHRISTUS JEYA SINGH	B.E. Mechanical Engineering (Sec-A)	92.0
18	TS162	A. ANISHA	B.E. Computer Science and Engg. (Sec-A)	92.0
19	TS325	Dr. BARONA R	B.E. Computer Science and Engg. (Sec-A)	91.9
20	TS296	D.X. TITTU GEORGE	B.E. Mechanical Engineering (Sec-A)	91.7
21	TS303	S. A. ANUJA	Humanities and Sciences	91.7
22	TS143	Dr. T.S. SHEELA SHINEY	B.E. Computer Science and Engg. (Sec-A)	91.6
23	TS230	Dr. C. SELDEV CHRISTOPHER	B.E. Computer Science and Engg. (Sec-A)	91.6
24	TS267	Dr. C. AMALA PRATHIBA JANET	Humanities and Sciences	91.5
25	TS134	Dr. AJITH J. KINGS	B.E. Mechanical Engineering (Sec-A)	91.4

26	TS194	J.S. SIMI MOLE	B.E. Computer Science and Engg. (Sec-A)	91.3
27	TS292	Dr. A.M. ALICE MARGRET	Humanities and Sciences	91.2
28	TS003	Dr. S.EDWIN GLADSON	Humanities and Sciences	91.0
29	TS004	Dr. S.M.R. JOSEPH RAMESH	Humanities and Sciences	91.0
30	TS149	Dr. D. MARY METTALIN	Humanities and Sciences	90.9
31	TS316	MERBIN JOSE P J	B.E. Computer Science and Engg. (Sec-A)	90.9
32	TS322	Dr. G. SHANTHOS KUMAR	B.E. Mechanical Engineering (Sec-A)	90.6
33	TS274	AJIN.M	B.E. Computer Science and Engg. (Sec-A)	90.6
34	TS259	BRIGHT JOSE J	B.E. Computer Science and Engg. (Sec-A)	90.6
35	TS310	Dr. R ANANTH	B.E. Mechanical Engineering (Sec-A)	90.5
36	TS187	Dr S.T.SHERIBA	B.E. Computer Science and Engg. (Sec-A)	90.5
37	TS264	M. L. AJIN	B.E. Mechanical Engineering (Sec-A)	90.4
38	TS223	M. ANTONY FORSTER RAJ	B.E. Mechanical Engineering (Sec-A)	90.3
39	TS023	Dr. M. MARSALINE BENO	B.E. Electrical and Electronics Engg.	90.2
40	TS346	ADLINE ARUNA F	Humanities and Sciences	90.1
41	TS218	A. ANITHA	B.E. Electronics and Communication Engg. (Sec-A)	90.0
42	TS323	Dr J P VIDHYA	Humanities and Sciences	89.9
43	TS358	Dr. DIVYA D S RAJAN	Master of Business Administration (Sec-A)	89.6
44	TS279	JEYA SUREN RAJ.J	B.E. Civil Engineering	89.6
45	TS215	Dr. M. FELIX XAVIER MUTHU	B.E. Mechanical Engineering (Sec-A)	89.5
46	TS271	Dr.JESUS BOBIN.V	B.E. Electrical and Electronics Engg.	89.3
47	TS244	Dr. J. JEBEEN MOSES	B.E. Mechanical Engineering (Sec-A)	89.0
48	TS234	M. GERALD ARUL SELVAN	B.E. Mechanical Engineering (Sec-A)	89.0
49	TS357	SINDHU M	Humanities and Sciences	88.9
50	TS232	Y. BALTO	B.E. Mechanical Engineering (Sec-A)	88.8
51	TS130	Dr. A. BAMILA VIRGIN LOUIS	B.E. Computer Science and Engg. (Sec-A)	88.8
52	TS351	GEETHA T V	B.Tech. Artificial Intelligence and Data Science (Sec-A)	88.5
53	TS363	JUDE VINOTH V	B.E. Mechanical Engineering (Sec-A)	88.3
54	TS107	Dr. S.V. KAYALVIZHI	B.E. Electrical and Electronics Engg.	88.3
55	TS318	ANITTO JOE XAVIER A	B.E. Mechanical Engineering (Sec-A)	87.9

56	TS227	Dr. V. VIJI MON MONI	Humanities and Sciences	87.7
57	TS341	M ADLIN	Master of Business Administration (Sec-A)	87.7
58	TS108	Dr. G. ANTONY MIRACULAS	B.E. Mechanical Engineering (Sec-A)	87.6
59	TS262	ABRAGAM SIYON SING.M	B.E. Electrical and Electronics Engg.	87.5
60	TS164	G. JOHNCY	B.E. Computer Science and Engg. (Sec-A)	87.3
61	TS326	Dr. MARY JENITHA L	Humanities and Sciences	87.2
62	TS221	S. JASMINE SUGUNA	Master of Business Administration (Sec-A)	87.05
63	TS103	Dr. S. CAROLINE	B.E. Electronics and Communication Engg. (Sec-A)	87.0
64	TS340	Dr. L. FEMILA	B.E. Electronics and Communication Engg. (Sec-A)	87.0
65	TS344	JENIT HANSON G	Master of Business Administration (Sec-A)	87.0
66	TS301	L PORCIA	B.E. Civil Engineering	86.9
67	TS117	P. JOSE ALOYSIUS	B.E. Mechanical Engineering (Sec-A)	86.9
68	TS081	Dr. JERLIN REGIN J.	B.E. Civil Engineering	86.9
69	TS139	Dr. N. SHEEN KUMAR	Humanities and Sciences	86.8
70	TS122	ALMOND D'SOUZA	B.E. Electrical and Electronics Engg.	86.7
71	TS313	BENCIKA R	B.E. Computer Science and Engg. (Sec-A)	86.6
72	TS228	P. SUJI GARLAND	B.E. Electrical and Electronics Engg.	86.6
73	TS148	Dr. V. SREEJA	Humanities and Sciences	86.6
74	TS272	Dr. J LEON BOSCO RAJ	B.E. Electrical and Electronics Engg.	86.3
75	TS105	Dr. S. MARY VASANTHI	B.E. Electronics and Communication Engg. (Sec-A)	86.1
76	TS333	T ABISHA	B.E. Computer Science and Engg. (Sec-A)	86.0
77	TS220	Dr. S.S. SELVA PRADEEP	B.E. Electrical and Electronics Engg.	85.9
78	TS154	Dr. M. MAENU	Humanities and Sciences	85.7
79	TS321	T MICHEL RAJ	B.E. Mechanical Engineering (Sec-A)	85.6
80	TS113	Dr. J. MARY VANAJA	Humanities and Sciences	85.6
81	TS166	T. BERJIN MAGIZHA	Humanities and Sciences	85.6
82	TS242	A. MARIA SHEELA	Humanities and Sciences	85.4
83	TS152	Dr. A. SUHASINI	Humanities and Sciences	85.4
84	TS337	RONALD RYGAN S	B.E. Computer Science and Engg. (Sec-A)	85.3
85	TS348	J ANIKKA NAYAGI HEMARINA	B.E. Mechanical Engineering (Sec-A)	85.0
86	TS124	VIJUMON V.T.	B.E. Mechanical Engineering (Sec-A)	84.9
87	TS280	JOHN PAUL.F	B.E. Civil Engineering	84.8

88	TS029	Dr. A. DARWIN JOSE RAJU	B.E. Electrical and Electronics Engg.	84.8
89	TS356	Dr.SUBI MOL G S	Master of Business Administration (Sec-A)	84.8
90	TS362	ADRITOWIN F	B.E. Mechanical Engineering (Sec-A)	84.5
91	TS283	M. ALEXLIN SAHAYA ITHAL	Humanities and Sciences	84.3
92	TS157	C. RENIT	B.E. Electronics and Communication Engg. (Sec-A)	84.3
93	TS269	INIGO VALAN. M	B.E. Civil Engineering	84.2
94	TS352	ANISHYA P	B.Tech. Information Technology	84.05
95	TS200	L.G.X. AGNEL LIVINGSTON	B.E. Computer Science and Engg. (Sec-A)	84.05
96	TS327	FLORA DANI C M	B.E. Civil Engineering	84.0
97	TS361	Dr. R DIVYA THANGA	Placement Cell	84.0
98	TS239	Dr. JAIN B. MARSHEL	B.E. Electrical and Electronics Engg.	83.8
99	TS353	ARJUNA A	Placement Cell	83.5
100	TS286	ANWAR RAJESH . M.M	B.E. Mechanical Engineering (Sec-A)	83.5
101	TS268	LUCASE. L	Humanities and Sciences	83.4
102	TS121	Dr. M. JOHN BOSCO	B.E. Electrical and Electronics Engg.	83.4
103	TS304	S. SHINY	B.E. Electrical and Electronics Engg.	83.3
104	TS165	Dr. T. AJITHA	B.E. Electronics and Communication Engg. (Sec-A)	83.3
105	TS235	P. ADIN SHINY	Humanities and Sciences	83.3
106	TS216	T. MARY LITTLE FLOWER	B.E. Electronics and Communication Engg. (Sec-A)	83.0
107	TS129	Dr. ANNROSE J.	B.Tech. Information Technology	82.9
108	TS153	Dr. M. FELIX NES MABEL	Humanities and Sciences	82.8
109	TS270	T.M.ANGELIN MONISHA SHAREAN	B.Tech. Information Technology	82.7
110	TS349	ABISHA F S	Humanities and Sciences	82.6
111	TS347	Dr.M. ANTONY SHEELA	B.E. Computer Science and Engg. (Sec-A)	82.3
112	TS253	J. JENCEWIN	B.E. Computer Science and Engg. (Sec-A)	82.2
113	TS275	SOPHIA.S	Humanities and Sciences	82.1
114	TS032	Dr. A.SUBITHA	B.E. Computer Science and Engg. (Sec-A)	82.0
115	TS255	L. MACEAL TONY	B.E. Electronics and Communication Engg. (Sec-A)	81.7
116	TS193	P. AJITHA	B.E. Computer Science and Engg. (Sec-A)	81.6
117	TS161	Dr. N. ANSGAR MARY	B.Tech. Information Technology	81.6
118	TS188	Dr. C. SHEEJA HEROBIN	B.E. Electronics and Communication Engg. (Sec-A)	81.6

		RANI		
119	TS342	Dr. M. BABIMA	Master of Business Administration (Sec-A)	81.3
120	TS158	Dr. SUJA A. ALEX	B.Tech. Information Technology	81.0
121	TS338	SUMITHRA JAYA R	B.E. Civil Engineering	81.0
122	TS195	S. ASHA ALICE	Humanities and Sciences	80.9
123	TS250	Dr J ARUL KING	B.E. Electronics and Communication Engg. (Sec-A)	80.9
124	TS066	Dr. D.HEVIN RAJESH	B.Tech. Information Technology	80.9
125	TS360	Dr.D.SAHAYA BEULA	Master of Business Administration (Sec-A)	80.8
126	TS104	Dr. S. MARIA SERAPHIN SUJITHA	B.E. Electronics and Communication Engg. (Sec-A)	80.0
127	TS330	G GEO JENEFER	B.Tech. Information Technology	80.0
128	TS119	Dr. L. MARY FLORIDA	Humanities and Sciences	79.9
129	TS293	Dr. A. LUDVIN FELCY	Humanities and Sciences	79.9
130	TS331	P AGNES ALEX RATHY	B.Tech. Information Technology	79.8
131	TS199	V. FEMILA SAVIO	B.E. Electronics and Communication Engg. (Sec-A)	79.7
132	TS329	SHEEBA M C	B.E. Computer Science and Engg. (Sec-A)	79.6
133	TS127	Dr. Y.R. ANNIE BESSANT	B.E. Electronics and Communication Engg. (Sec-A)	79.3
134	TS189	A.C. JINISHA	B.E. Electronics and Communication Engg. (Sec-A)	79.0
135	TS080	Dr. G. SAHAYA STALIN JOSE	B.Tech. Information Technology	79.0
136	TS213	R. FLORIN RAJA SINGH	B.E. Electronics and Communication Engg. (Sec-A)	78.7
137	TS238	Dr. C. HELEN SULOCHANA	B.E. Electronics and Communication Engg. (Sec-A)	78.7
138	TS128	Dr. SOBINI X. PUSHPA	B.E. Computer Science and Engg. (Sec-A)	78.4
139	TS179	Dr. B.C. PREETHI	B.E. Electronics and Communication Engg. (Sec-A)	78.3
140	TS225	Dr. M. JEYA SUTHA	Master of Computer Applications	77.7
141	TS233	J. JENIFER JOSE	Master of Computer Applications	77.5
142	TS273	STARWIN.M	B.E. Electronics and Communication Engg. (Sec-A)	77.1
143	TS226	Dr. F. RAMESH DHANASEELAN	Master of Computer Applications	76.8
144	TS350	ANNIE PORTIA A	B.Tech. Artificial Intelligence and Data Science (Sec-A)	76.7
145	TS190	Dr. Y. MARY REEJA	B.E. Electronics and Communication Engg. (Sec-A)	76.2
146	TS106	Dr. S. ABSA	B.E. Electronics and Communication Engg. (Sec-A)	76.0
147	TS224	M. JASMIN ANNIE GENEFER	Master of Computer Applications	76.0

148	TS151	Dr. R. JEMILA ROSE	B.Tech. Artificial Intelligence and Data Science (Sec-A)	75.6
149	NT058	HEMCY MOL A S	Placement Cell	75.5
150	TS359	S JOSEPHIN KALA	Master of Business Administration (Sec-A)	75.1
151	TS237	Dr. T. LATHA	B.E. Electronics and Communication Engg. (Sec-A)	74.8
152	TS308	Dr. M. GERMIN NISHA	B.E. Electrical and Electronics Engg.	74.7
153	TS140	Dr. D. JUDSON	B.E. Electronics and Communication Engg. (Sec-A)	73.7
154	TS332	ARUL REX A	B.Tech. Information Technology	65.7
155	TS203	Dr. M.M. JANEELA THERESA	Master of Computer Applications	64.05
UG				
Sl. No	Staff Id	Name	Department	Percentage
1	TS116	S. JOHN PIMO	B.E. Computer Science and Engg. (Sec-A)	96.7
2	TS175	Dr. I. JESSY MOL	B.E. Civil Engineering	96.4
3	TT269	Dr. AMAL J ERONIMUS	Placement Cell	96.0
4	TS302	D. SMILINE SHINY	B.E. Civil Engineering	95.8
5	TS065	Dr. A. MILTON	B.E. Electronics and Communication Engg. (Sec-A)	95.6
6	TS182	Dr. P. ANTONY VIMAL	B.E. Civil Engineering	95.2
7	TS245	M. GALESH	B.E. Civil Engineering	94.8
8	TS181	S. SHIELA BALANTA	B.E. Civil Engineering	94.05
9	TS064	Dr. J. MERRY GEISA	B.E. Electrical and Electronics Engg.	93.6
10	TS277	Dr. S. FRANK STEPHEN	B.E. Civil Engineering	93.3
11	TS144	S.L. SONIYA	B.E. Computer Science and Engg. (Sec-A)	92.8
12	TS339	BABY LISA K	B.E. Electronics and Communication Engg. (Sec-A)	92.5
13	TS085	J. GNANA RAJAN	B.E. Mechanical Engineering (Sec-A)	92.5
14	TS162	A. ANISHA	B.E. Computer Science and Engg. (Sec-A)	92.0
15	TS325	Dr. BARONA R	B.E. Computer Science and Engg. (Sec-A)	91.9
16	TS296	D.X. TITTU GEORGE	B.E. Mechanical Engineering (Sec-A)	91.7
17	TS303	S. A. ANUJA	Humanities and Sciences	91.7
18	TS143	Dr. T.S. SHEELA SHINEY	B.E. Computer Science and Engg. (Sec-A)	91.6
19	TS134	Dr. AJITH J. KINGS	B.E. Mechanical Engineering (Sec-A)	91.6
20	TS267	Dr. C. AMALA PRATHIBA JANET	Humanities and Sciences	91.5

21	TS194	J.S. SIMI MOLE	B.E. Computer Science and Engg. (Sec-A)	91.3
22	TS292	Dr. A.M. ALICE MARGRET	Humanities and Sciences	91.2
23	TS003	Dr. S.EDWIN GLADSON	Humanities and Sciences	91.0
24	TS004	Dr. S.M.R. JOSEPH RAMESH	Humanities and Sciences	91.0
25	TS316	MERBIN JOSE P J	B.E. Computer Science and Engg. (Sec-A)	90.9
26	TS322	Dr. G. SHANTHOS KUMAR	B.E. Mechanical Engineering (Sec-A)	90.6
27	TS310	Dr. R ANANTH	B.E. Mechanical Engineering (Sec-A)	90.6
28	TS274	AJIN.M	B.E. Computer Science and Engg. (Sec-A)	90.6
29	TS259	BRIGHT JOSE J	B.E. Computer Science and Engg. (Sec-A)	90.6
30	TS323	Dr J P VIDHYA	Humanities and Sciences	90.5
31	TS223	M. ANTONY FORSTER RAJ	B.E. Mechanical Engineering (Sec-A)	90.5
32	TS187	Dr S.T.SHERIBA	B.E. Computer Science and Engg. (Sec-A)	90.5
33	TS264	M. L. AJIN	B.E. Mechanical Engineering (Sec-A)	90.4
34	TS023	Dr. M. MARSALINE BENO	B.E. Electrical and Electronics Engg.	90.2
35	TS346	ADLINE ARUNA F	Humanities and Sciences	90.1
36	TS218	A. ANITHA	B.E. Electronics and Communication Engg. (Sec-A)	90.0
37	TS279	JEYA SUREN RAJ.J	B.E. Civil Engineering	89.6
38	TS215	Dr. M. FELIX XAVIER MUTHU	B.E. Mechanical Engineering (Sec-A)	89.5
39	TS271	Dr.JESUS BOBIN.V	B.E. Electrical and Electronics Engg.	89.3
40	TS283	M. ALEXLIN SAHAYA ITHAL	Humanities and Sciences	89.2
41	TS244	Dr. J. JEBEEN MOSES	B.E. Mechanical Engineering (Sec-A)	89.0
42	TS234	M. GERALD ARUL SELVAN	B.E. Mechanical Engineering (Sec-A)	89.0
43	TS232	Y. BALTO	B.E. Mechanical Engineering (Sec-A)	88.8
44	TS130	Dr. A. BAMILA VIRGIN LOUIS	B.E. Computer Science and Engg. (Sec-A)	88.8
45	TS363	JUDE VINOTH V	B.E. Mechanical Engineering (Sec-A)	88.3
46	TS107	Dr. S.V. KAYALVIZHI	B.E. Electrical and Electronics Engg.	88.3
47	TS318	ANITTO JOE XAVIER A	B.E. Mechanical Engineering (Sec-A)	87.9
48	TS227	Dr. V. VIJI MON MONI	Humanities and Sciences	87.7
49	TS262	ABRAGAM SIYON SING.M	B.E. Electrical and Electronics Engg.	87.3
50	TS148	Dr. V. SREEJA	Humanities and Sciences	87.3

51	TS164	G. JOHNCY	B.E. Computer Science and Engg. (Sec-A)	87.3
52	TS326	Dr. MARY JENITHA L	Humanities and Sciences	87.2
53	TS103	Dr. S. CAROLINE	B.E. Electronics and Communication Engg. (Sec-A)	87.0
54	TS340	Dr. L. FEMILA	B.E. Electronics and Communication Engg. (Sec-A)	87.0
55	TS344	JENIT HANSON G	Master of Business Administration (Sec-A)	87.0
56	TS301	L PORCIA	B.E. Civil Engineering	86.9
57	TS117	P. JOSE ALOYSIUS	B.E. Mechanical Engineering (Sec-A)	86.9
58	TS351	GEETHA T V	B.Tech. Artificial Intelligence and Data Science (Sec-A)	86.8
59	TS139	Dr. N. SHEEN KUMAR	Humanities and Sciences	86.8
60	TS122	ALMOND D'SOUZA	B.E. Electrical and Electronics Engg.	86.7
61	TS313	BENCIKA R	B.E. Computer Science and Engg. (Sec-A)	86.6
62	TS228	P. SUJI GARLAND	B.E. Electrical and Electronics Engg.	86.6
63	TS105	Dr. S. MARY VASANTHI	B.E. Electronics and Communication Engg. (Sec-A)	86.1
64	TS272	Dr. J LEON BOSCO RAJ	B.E. Electrical and Electronics Engg.	86.0
65	TS333	T ABISHA	B.E. Computer Science and Engg. (Sec-A)	86.0
66	TS220	Dr. S.S. SELVA PRADEEP	B.E. Electrical and Electronics Engg.	85.9
67	TS321	T MICHEL RAJ	B.E. Mechanical Engineering (Sec-A)	85.7
68	TS154	Dr. M. MAENU	Humanities and Sciences	85.7
69	TS113	Dr. J. MARY VANAJA	Humanities and Sciences	85.6
70	TS166	T. BERJIN MAGIZHA	Humanities and Sciences	85.6
71	TS242	A. MARIA SHEELA	Humanities and Sciences	85.4
72	TS152	Dr. A. SUHASINI	Humanities and Sciences	85.4
73	TS337	RONALD RYGAN S	B.E. Computer Science and Engg. (Sec-A)	85.3
74	TS353	ARJUNA A	Placement Cell	85.05
75	TS195	S. ASHA ALICE	Humanities and Sciences	85.05
76	TS275	SOPHIA.S	Humanities and Sciences	85.0
77	TS348	J ANIKKA NAYAGI HEMARINA	B.E. Mechanical Engineering (Sec-A)	85.0
78	TS280	JOHN PAUL.F	B.E. Civil Engineering	84.8
79	TS029	Dr. A. DARWIN JOSE RAJU	B.E. Electrical and Electronics Engg.	84.6
80	TS362	ADRITOWIN F	B.E. Mechanical Engineering (Sec-A)	84.5
81	TS157	C. RENIT	B.E. Electronics and Communication Engg. (Sec-A)	84.3
82	TS352	ANISHYA P	B.Tech. Information Technology	84.05

83	TS200	L.G.X. AGNEL LIVINGSTON	B.E. Computer Science and Engg. (Sec-A)	84.05
84	TS327	FLORA DANI C M	B.E. Civil Engineering	84.0
85	TS239	Dr. JAIN B. MARSHEL	B.E. Electrical and Electronics Engg.	83.5
86	TS268	LUCASE. L	Humanities and Sciences	83.4
87	TS304	S. SHINY	B.E. Electrical and Electronics Engg.	83.3
88	TS081	Dr. JERLIN REGIN J.	B.E. Civil Engineering	83.3
89	TS165	Dr. T. AJITHA	B.E. Electronics and Communication Engg. (Sec-A)	83.3
90	TS235	P. ADIN SHINY	Humanities and Sciences	83.3
91	TS349	ABISHA F S	Humanities and Sciences	83.2
92	TS216	T. MARY LITTLE FLOWER	B.E. Electronics and Communication Engg. (Sec-A)	83.0
93	TS121	Dr. M. JOHN BOSCO	B.E. Electrical and Electronics Engg.	83.0
94	TS129	Dr. ANNROSE J.	B.Tech. Information Technology	82.9
95	TS153	Dr. M. FELIX NES MABEL	Humanities and Sciences	82.8
96	TS270	T.M.ANGELIN MONISHA SHAREAN	B.Tech. Information Technology	82.7
97	TS286	ANWAR RAJESH . M.M	B.E. Mechanical Engineering (Sec-A)	82.4
98	TS347	Dr.M. ANTONY SHEELA	B.E. Computer Science and Engg. (Sec-A)	82.3
99	TS253	J. JENCEWIN	B.E. Computer Science and Engg. (Sec-A)	82.2
100	TS255	L. MACEAL TONY	B.E. Electronics and Communication Engg. (Sec-A)	81.7
101	TS193	P. AJITHA	B.E. Computer Science and Engg. (Sec-A)	81.6
102	TS161	Dr. N. ANSGAR MARY	B.Tech. Information Technology	81.6
103	TS188	Dr. C. SHEEJA HEROBIN RANI	B.E. Electronics and Communication Engg. (Sec-A)	81.6
104	TS308	Dr. M. GERMIN NISHA	B.E. Electrical and Electronics Engg.	81.5
105	TS158	Dr. SUJA A. ALEX	B.Tech. Information Technology	81.0
106	TS338	SUMITHRA JAYA R	B.E. Civil Engineering	81.0
107	TS269	INIGO VALAN. M	B.E. Civil Engineering	81.0
108	TS250	Dr J ARUL KING	B.E. Electronics and Communication Engg. (Sec-A)	80.9
109	TS066	Dr. D.HEVIN RAJESH	B.Tech. Information Technology	80.9
110	TS032	Dr. A.SUBITHA	B.E. Computer Science and Engg. (Sec-A)	80.8
111	TS361	Dr. R DIVYA THANGA	Placement Cell	80.6
112	TS104	Dr. S. MARIA SERAPHIN SUJITHA	B.E. Electronics and Communication Engg. (Sec-A)	80.0

113	TS330	G GEO JENERFER	B.Tech. Information Technology	80.0
114	TS293	Dr. A. LUDVIN FELCY	Humanities and Sciences	79.9
115	TS331	P AGNES ALEX RATHY	B.Tech. Information Technology	79.8
116	TS199	V. FEMILA SAVIO	B.E. Electronics and Communication Engg. (Sec-A)	79.7
117	TS127	Dr. Y.R. ANNIE BESSANT	B.E. Electronics and Communication Engg. (Sec-A)	79.3
118	TS189	A.C. JINISHA	B.E. Electronics and Communication Engg. (Sec-A)	79.0
119	TS080	Dr. G. SAHAYA STALIN JOSE	B.Tech. Information Technology	79.0
120	TS213	R. FLORIN RAJA SINGH	B.E. Electronics and Communication Engg. (Sec-A)	78.7
121	TS238	Dr. C. HELEN SULOCHANA	B.E. Electronics and Communication Engg. (Sec-A)	78.7
122	TS179	Dr. B.C. PREETHI	B.E. Electronics and Communication Engg. (Sec-A)	78.3
123	TS128	Dr. SOBINI X. PUSHPA	B.E. Computer Science and Engg. (Sec-A)	77.5
124	TS273	STARWIN.M	B.E. Electronics and Communication Engg. (Sec-A)	77.1
125	TS190	Dr. Y. MARY REEJA	B.E. Electronics and Communication Engg. (Sec-A)	76.2
126	TS106	Dr. S. ABSA	B.E. Electronics and Communication Engg. (Sec-A)	76.0
127	TS237	Dr. T. LATHA	B.E. Electronics and Communication Engg. (Sec-A)	74.8
128	TS140	Dr. D. JUDSON	B.E. Electronics and Communication Engg. (Sec-A)	73.7
129	TS332	ARUL REX A	B.Tech. Information Technology	65.7

PG

Sl. No	Staff Id	Name	Department	Percentage
1	TS029	Dr. A. DARWIN JOSE RAJU	B.E. Electrical and Electronics Engg.	100.0
2	TS064	Dr. J. MERRY GEISA	B.E. Electrical and Electronics Engg.	100.0
3	TS121	Dr. M. JOHN BOSCO	B.E. Electrical and Electronics Engg.	100.0
4	TS239	Dr. JAIN B. MARSHAL	B.E. Electrical and Electronics Engg.	100.0
5	TS262	ABRAGAM SIYON SING.M	B.E. Electrical and Electronics Engg.	100.0
6	TS272	Dr. J LEON BOSCO RAJ	B.E. Electrical and Electronics Engg.	100.0
7	TS245	M. GALESH	B.E. Civil Engineering	99.5
8	TS277	Dr. S. FRANK STEPHEN	B.E. Civil Engineering	99.5
9	TS269	INIGO VALAN. M	B.E. Civil Engineering	98.9
10	TS181	S. SHIELA BALANTA	B.E. Civil Engineering	98.9
11	TS302	D. SMILINE SHINY	B.E. Civil Engineering	98.6
12	TS182	Dr. P. ANTONY VIMAL	B.E. Civil Engineering	98.0
13	TS027	Dr. R.P ANTO KUMAR	B.E. Computer Science and Engg. (Sec-A)	97.0

14	TS081	Dr. JERLIN REGIN J.	B.E. Civil Engineering	95.7
15	TS032	Dr. A.SUBITHA	B.E. Computer Science and Engg. (Sec-A)	95.1
16	TS115	Dr.P.R. SHEEBHA RANI	B.E. Computer Science and Engg. (Sec-A)	95.1
17	TS128	Dr. SOBINI X. PUSHPA	B.E. Computer Science and Engg. (Sec-A)	94.3
18	TS298	Dr. R. S. SHAJI	B.E. Computer Science and Engg. (Sec-A)	92.5
19	TS009	Dr. V.CHRISTUS JEYA SINGH	B.E. Mechanical Engineering (Sec-A)	92.0
20	TS361	Dr. R DIVYA THANGA	Placement Cell	91.6
21	TS230	Dr. C. SELDEV CHRISTOPHER	B.E. Computer Science and Engg. (Sec-A)	91.6
22	TS149	Dr. D. MARY METTALIN	Humanities and Sciences	90.9
23	TS351	GEETHA T V	B.Tech. Artificial Intelligence and Data Science (Sec-A)	90.6
24	TS358	Dr. DIVYA D S RAJAN	Master of Business Administration (Sec-A)	89.6
25	TS323	Dr J P VIDHYA	Humanities and Sciences	89.1
26	TS357	SINDHU M	Humanities and Sciences	88.9
27	TS310	Dr. R ANANTH	B.E. Mechanical Engineering (Sec-A)	88.5
28	TS341	M ADLIN	Master of Business Administration (Sec-A)	87.7
29	TS108	Dr. G. ANTONY MIRACULAS	B.E. Mechanical Engineering (Sec-A)	87.6
30	TS221	S. JASMINE SUGUNA	Master of Business Administration (Sec-A)	87.05
31	TS134	Dr. AJITH J. KINGS	B.E. Mechanical Engineering (Sec-A)	86.7
32	TS148	Dr. V. SREEJA	Humanities and Sciences	86.05
33	TS286	ANWAR RAJESH . M.M	B.E. Mechanical Engineering (Sec-A)	85.1
34	TS124	VIJUMON V.T.	B.E. Mechanical Engineering (Sec-A)	84.9
35	TS356	Dr.SUBI MOL G S	Master of Business Administration (Sec-A)	84.8
36	TS321	T MICHEL RAJ	B.E. Mechanical Engineering (Sec-A)	83.05
37	TS223	M. ANTONY FORSTER RAJ	B.E. Mechanical Engineering (Sec-A)	81.4
38	TS342	Dr. M. BABIMA	Master of Business Administration (Sec-A)	81.3
39	TS360	Dr.D.SAHAYA BEULA	Master of Business Administration (Sec-A)	80.8
40	TS119	Dr. L. MARY FLORIDA	Humanities and Sciences	79.9
41	TS275	SOPHIA.S	Humanities and Sciences	79.7
42	TS329	SHEEBA M C	B.E. Computer Science and Engg. (Sec-A)	79.6
43	TS283	M. ALEXLIN SAHAYA ITHAL	Humanities and Sciences	79.5

44	TS349	ABISHA F S	Humanities and Sciences	78.4
45	TS225	Dr. M. JEYA SUTHA	Master of Computer Applications	77.7
46	TS233	J. JENIFER JOSE	Master of Computer Applications	77.5
47	TS353	ARJUNA A	Placement Cell	77.0
48	TS226	Dr. F. RAMESH DHANASEELAN	Master of Computer Applications	76.8
49	TS195	S. ASHA ALICE	Humanities and Sciences	76.7
50	TS350	ANNIE PORTIA A	B.Tech. Artificial Intelligence and Data Science (Sec-A)	76.7
51	TS224	M. JASMIN ANNIE GENEFER	Master of Computer Applications	76.0
52	TS151	Dr. R. JEMILA ROSE	B.Tech. Artificial Intelligence and Data Science (Sec-A)	75.6
53	NT058	HEMCY MOL A S	Placement Cell	75.5
54	TS359	S JOSEPHIN KALA	Master of Business Administration (Sec-A)	75.1
55	TS308	Dr. M. GERMIN NISHA	B.E. Electrical and Electronics Engg.	71.0
56	TS203	Dr. M.M. JANEELA THERESA	Master of Computer Applications	64.05

III. Department Level Faculty Feedback Score in Percentage

Department of Computer Science and Engineering

Overall UG+PG				
Sl. No	Staff Id	Name	Department	Percentage
1	TS027	Dr. R.P ANTO KUMAR	B.E. Computer Science and Engg. (Sec-A)	97.0
2	TS116	S. JOHN PIMO	B.E. Computer Science and Engg. (Sec-A)	96.7
3	TS115	Dr.P.R. SHEEBHA RANI	B.E. Computer Science and Engg. (Sec-A)	95.1
4	TS144	S.L. SONIYA	B.E. Computer Science and Engg. (Sec-A)	92.8
5	TS298	Dr. R. S. SHAJI	B.E. Computer Science and Engg. (Sec-A)	92.5
6	TS162	A. ANISHA	B.E. Computer Science and Engg. (Sec-A)	92.0
7	TS325	Dr. BARONA R	B.E. Computer Science and Engg. (Sec-A)	91.9
8	TS143	Dr. T.S. SHEELA SHINEY	B.E. Computer Science and Engg. (Sec-A)	91.6

9	TS230	Dr. C. SELDEV CHRISTOPHER	B.E. Computer Science and Engg. (Sec-A)	91.6
10	TS194	J.S. SIMI MOLE	B.E. Computer Science and Engg. (Sec-A)	91.3
11	TS316	MERBIN JOSE P J	B.E. Computer Science and Engg. (Sec-A)	90.9
12	TS274	AJIN.M	B.E. Computer Science and Engg. (Sec-A)	90.6
13	TS259	BRIGHT JOSE J	B.E. Computer Science and Engg. (Sec-A)	90.6
14	TS187	Dr S.T.SHERIBA	B.E. Computer Science and Engg. (Sec-A)	90.5
15	TS130	Dr. A. BAMILA VIRGIN LOUIS	B.E. Computer Science and Engg. (Sec-A)	88.8
16	TS164	G. JOHNCY	B.E. Computer Science and Engg. (Sec-A)	87.3
17	TS313	BENCIKA R	B.E. Computer Science and Engg. (Sec-A)	86.6
18	TS333	T ABISHA	B.E. Computer Science and Engg. (Sec-A)	86.0
19	TS337	RONALD RYGAN S	B.E. Computer Science and Engg. (Sec-A)	85.3
20	TS200	L.G.X. AGNEL LIVINGSTON	B.E. Computer Science and Engg. (Sec-A)	84.05
21	TS347	Dr.M. ANTONY SHEELA	B.E. Computer Science and Engg. (Sec-A)	82.3
22	TS253	J. JENCEWIN	B.E. Computer Science and Engg. (Sec-A)	82.2
23	TS032	Dr. A.SUBITHA	B.E. Computer Science and Engg. (Sec-A)	82.0
24	TS193	P. AJITHA	B.E. Computer Science and Engg. (Sec-A)	81.6
25	TS329	SHEEBA M C	B.E. Computer Science and Engg. (Sec-A)	79.6
26	TS128	Dr. SOBINI X. PUSHPA	B.E. Computer Science and Engg. (Sec-A)	78.4

UG

Sl. No	Staff Id	Name	Department	Percentage
1	TS116	S. JOHN PIMO	B.E. Computer Science and Engg. (Sec-A)	96.7
2	TS144	S.L. SONIYA	B.E. Computer Science and Engg. (Sec-A)	92.8
3	TS162	A. ANISHA	B.E. Computer Science and Engg. (Sec-A)	92.0
4	TS325	Dr. BARONA R	B.E. Computer Science and Engg. (Sec-A)	91.9
5	TS143	Dr. T.S. SHEELA SHINEY	B.E. Computer Science and Engg. (Sec-A)	91.6
6	TS194	J.S. SIMI MOLE	B.E. Computer Science and Engg. (Sec-A)	91.3
7	TS316	MERBIN JOSE P J	B.E. Computer Science and Engg. (Sec-A)	90.9
8	TS274	AJIN.M	B.E. Computer Science and Engg. (Sec-A)	90.6
9	TS259	BRIGHT JOSE J	B.E. Computer Science and Engg. (Sec-A)	90.6

10	TS187	Dr S.T.SHERIBA	B.E. Computer Science and Engg. (Sec-A)	90.5
11	TS130	Dr. A. BAMILA VIRGIN LOUIS	B.E. Computer Science and Engg. (Sec-A)	88.8
12	TS164	G. JOHNCY	B.E. Computer Science and Engg. (Sec-A)	87.3
13	TS313	BENCIKA R	B.E. Computer Science and Engg. (Sec-A)	86.6
14	TS333	T ABISHA	B.E. Computer Science and Engg. (Sec-A)	86.0
15	TS337	RONALD RYGAN S	B.E. Computer Science and Engg. (Sec-A)	85.3
16	TS200	L.G.X. AGNEL LIVINGSTON	B.E. Computer Science and Engg. (Sec-A)	84.05
17	TS347	Dr.M. ANTONY SHEELA	B.E. Computer Science and Engg. (Sec-A)	82.3
18	TS253	J. JENCEWIN	B.E. Computer Science and Engg. (Sec-A)	82.2
19	TS193	P. AJITHA	B.E. Computer Science and Engg. (Sec-A)	81.6
20	TS032	Dr. A.SUBITHA	B.E. Computer Science and Engg. (Sec-A)	80.8
21	TS128	Dr. SOBINI X. PUSHPA	B.E. Computer Science and Engg. (Sec-A)	77.5
PG				
Sl. No	Staff Id	Name	Department	Percentage
1	TS027	Dr. R.P ANTO KUMAR	B.E. Computer Science and Engg. (Sec-A)	97.0
2	TS032	Dr. A.SUBITHA	B.E. Computer Science and Engg. (Sec-A)	95.1
3	TS115	Dr.P.R. SHEEBHA RANI	B.E. Computer Science and Engg. (Sec-A)	95.1
4	TS128	Dr. SOBINI X. PUSHPA	B.E. Computer Science and Engg. (Sec-A)	94.3
5	TS298	Dr. R. S. SHAJI	B.E. Computer Science and Engg. (Sec-A)	92.5
6	TS230	Dr. C. SELDEV CHRISTOPHER	B.E. Computer Science and Engg. (Sec-A)	91.6
7	TS329	SHEEBA M C	B.E. Computer Science and Engg. (Sec-A)	79.6

Department of Electronics and Communication Engineering

Overall UG+PG				
Sl. No	Staff Id	Name	Department	Percentage
1	TS065	Dr. A. MILTON	B.E. Electronics and Communication Engg. (Sec-A)	95.6
2	TS339	BABY LISA K	B.E. Electronics and Communication Engg. (Sec-A)	92.5

3	TS218	A. ANITHA	B.E. Electronics and Communication Engg. (Sec-A)	90.0
4	TS103	Dr. S. CAROLINE	B.E. Electronics and Communication Engg. (Sec-A)	87.0
5	TS340	Dr. L. FEMILA	B.E. Electronics and Communication Engg. (Sec-A)	87.0
6	TS105	Dr. S. MARY VASANTHI	B.E. Electronics and Communication Engg. (Sec-A)	86.1
7	TS157	C. RENIT	B.E. Electronics and Communication Engg. (Sec-A)	84.3
8	TS165	Dr. T. AJITHA	B.E. Electronics and Communication Engg. (Sec-A)	83.3
9	TS216	T. MARY LITTLE FLOWER	B.E. Electronics and Communication Engg. (Sec-A)	83.0
10	TS255	L. MACEAL TONY	B.E. Electronics and Communication Engg. (Sec-A)	81.7
11	TS188	Dr. C. SHEEJA HEROBIN RANI	B.E. Electronics and Communication Engg. (Sec-A)	81.6
12	TS250	Dr J ARUL KING	B.E. Electronics and Communication Engg. (Sec-A)	80.9
13	TS104	Dr. S. MARIA SERAPHIN SUJITHA	B.E. Electronics and Communication Engg. (Sec-A)	80.0
14	TS199	V. FEMILA SAVIO	B.E. Electronics and Communication Engg. (Sec-A)	79.7
15	TS127	Dr. Y.R. ANNIE BESSANT	B.E. Electronics and Communication Engg. (Sec-A)	79.3
16	TS189	A.C. JINISHA	B.E. Electronics and Communication Engg. (Sec-A)	79.0
17	TS213	R. FLORIN RAJA SINGH	B.E. Electronics and Communication Engg. (Sec-A)	78.7
18	TS238	Dr. C. HELEN SULOCHANA	B.E. Electronics and Communication Engg. (Sec-A)	78.7
19	TS179	Dr. B.C. PREETHI	B.E. Electronics and Communication Engg. (Sec-A)	78.3
20	TS273	STARWIN.M	B.E. Electronics and Communication Engg. (Sec-A)	77.1
21	TS190	Dr. Y. MARY REEJA	B.E. Electronics and Communication Engg. (Sec-A)	76.2
22	TS106	Dr. S. ABSA	B.E. Electronics and Communication Engg. (Sec-A)	76.0
23	TS237	Dr. T. LATHA	B.E. Electronics and Communication Engg. (Sec-A)	74.8
24	TS140	Dr. D. JUDSON	B.E. Electronics and Communication Engg. (Sec-A)	73.7

UG

Sl. No	Staff Id	Name	Department	Percentage
1	TS065	Dr. A. MILTON	B.E. Electronics and Communication Engg. (Sec-A)	95.6
2	TS339	BABY LISA K	B.E. Electronics and Communication Engg. (Sec-A)	92.5

3	TS218	A. ANITHA	B.E. Electronics and Communication Engg. (Sec-A)	90.0
4	TS103	Dr. S. CAROLINE	B.E. Electronics and Communication Engg. (Sec-A)	87.0
5	TS340	Dr. L. FEMILA	B.E. Electronics and Communication Engg. (Sec-A)	87.0
6	TS105	Dr. S. MARY VASANTHI	B.E. Electronics and Communication Engg. (Sec-A)	86.1
7	TS157	C. RENIT	B.E. Electronics and Communication Engg. (Sec-A)	84.3
8	TS165	Dr. T. AJITHA	B.E. Electronics and Communication Engg. (Sec-A)	83.3
9	TS216	T. MARY LITTLE FLOWER	B.E. Electronics and Communication Engg. (Sec-A)	83.0
10	TS255	L. MACEAL TONY	B.E. Electronics and Communication Engg. (Sec-A)	81.7
11	TS188	Dr. C. SHEEJA HEROBIN RANI	B.E. Electronics and Communication Engg. (Sec-A)	81.6
12	TS250	Dr J ARUL KING	B.E. Electronics and Communication Engg. (Sec-A)	80.9
13	TS104	Dr. S. MARIA SERAPHIN SUJITHA	B.E. Electronics and Communication Engg. (Sec-A)	80.0
14	TS199	V. FEMILA SAVIO	B.E. Electronics and Communication Engg. (Sec-A)	79.7
15	TS127	Dr. Y.R. ANNIE BESSANT	B.E. Electronics and Communication Engg. (Sec-A)	79.3
16	TS189	A.C. JINISHA	B.E. Electronics and Communication Engg. (Sec-A)	79.0
17	TS213	R. FLORIN RAJA SINGH	B.E. Electronics and Communication Engg. (Sec-A)	78.7
18	TS238	Dr. C. HELEN SULOCHANA	B.E. Electronics and Communication Engg. (Sec-A)	78.7
19	TS179	Dr. B.C. PREETHI	B.E. Electronics and Communication Engg. (Sec-A)	78.3
20	TS273	STARWIN.M	B.E. Electronics and Communication Engg. (Sec-A)	77.1
21	TS190	Dr. Y. MARY REEJA	B.E. Electronics and Communication Engg. (Sec-A)	76.2
22	TS106	Dr. S. ABSA	B.E. Electronics and Communication Engg. (Sec-A)	76.0
23	TS237	Dr. T. LATHA	B.E. Electronics and Communication Engg. (Sec-A)	74.8
24	TS140	Dr. D. JUDSON	B.E. Electronics and Communication Engg. (Sec-A)	73.7

Department of Electrical and Electronics Engineering

Overall UG+PG				
Sl. No	Staff Id	Name	Department	Percentage
1	TS064	Dr. J. MERRY GEISA	B.E. Electrical and Electronics Engg.	93.8
2	TS023	Dr. M. MARSALINE BENO	B.E. Electrical and Electronics Engg.	90.2
3	TS271	Dr.JESUS BOBIN.V	B.E. Electrical and Electronics Engg.	89.3
4	TS107	Dr. S.V. KAYALVIZHI	B.E. Electrical and Electronics Engg.	88.3
5	TS262	ABRAGAM SIYON SING.M	B.E. Electrical and Electronics Engg.	87.5
6	TS122	ALMOND D'SOUZA	B.E. Electrical and Electronics Engg.	86.7
7	TS228	P. SUJI GARLAND	B.E. Electrical and Electronics Engg.	86.6
8	TS272	Dr. J LEON BOSCO RAJ	B.E. Electrical and Electronics Engg.	86.3
9	TS220	Dr. S.S. SELVA PRADEEP	B.E. Electrical and Electronics Engg.	85.9
10	TS029	Dr. A. DARWIN JOSE RAJU	B.E. Electrical and Electronics Engg.	84.8
11	TS239	Dr. JAIN B. MARSHEL	B.E. Electrical and Electronics Engg.	83.8
12	TS121	Dr. M. JOHN BOSCO	B.E. Electrical and Electronics Engg.	83.4
13	TS304	S. SHINY	B.E. Electrical and Electronics Engg.	83.3
14	TS308	Dr. M. GERMIN NISHA	B.E. Electrical and Electronics Engg.	74.7
UG				
Sl. No	Staff Id	Name	Department	Percentage
1	TS064	Dr. J. MERRY GEISA	B.E. Electrical and Electronics Engg.	93.6
2	TS023	Dr. M. MARSALINE BENO	B.E. Electrical and Electronics Engg.	90.2
3	TS271	Dr.JESUS BOBIN.V	B.E. Electrical and Electronics Engg.	89.3
4	TS107	Dr. S.V. KAYALVIZHI	B.E. Electrical and Electronics Engg.	88.3
5	TS262	ABRAGAM SIYON SING.M	B.E. Electrical and Electronics Engg.	87.3
6	TS122	ALMOND D'SOUZA	B.E. Electrical and Electronics Engg.	86.7
7	TS228	P. SUJI GARLAND	B.E. Electrical and Electronics Engg.	86.6

8	TS272	Dr. J LEON BOSCO RAJ	B.E. Electrical and Electronics Engg.	86.0
9	TS220	Dr. S.S. SELVA PRADEEP	B.E. Electrical and Electronics Engg.	85.9
10	TS029	Dr. A. DARWIN JOSE RAJU	B.E. Electrical and Electronics Engg.	84.6
11	TS239	Dr. JAIN B. MARSHEL	B.E. Electrical and Electronics Engg.	83.5
12	TS304	S. SHINY	B.E. Electrical and Electronics Engg.	83.3
13	TS121	Dr. M. JOHN BOSCO	B.E. Electrical and Electronics Engg.	83.0
14	TS308	Dr. M. GERMIN NISHA	B.E. Electrical and Electronics Engg.	81.5
PG				
Sl. No	Staff Id	Name	Department	Percentage
1	TS029	Dr. A. DARWIN JOSE RAJU	B.E. Electrical and Electronics Engg.	100.0
2	TS064	Dr. J. MERRY GEISA	B.E. Electrical and Electronics Engg.	100.0
3	TS121	Dr. M. JOHN BOSCO	B.E. Electrical and Electronics Engg.	100.0
4	TS239	Dr. JAIN B. MARSHEL	B.E. Electrical and Electronics Engg.	100.0
5	TS262	ABRAGAM SIYON SING.M	B.E. Electrical and Electronics Engg.	100.0
6	TS272	Dr. J LEON BOSCO RAJ	B.E. Electrical and Electronics Engg.	100.0
7	TS308	Dr. M. GERMIN NISHA	B.E. Electrical and Electronics Engg.	71.0

Department of Civil Engineering

Overall UG+PG				
Sl. No	Staff Id	Name	Department	Percentage
1	TS302	D. SMILINE SHINY	B.E. Civil Engineering	96.4
2	TS175	Dr. I. JESSY MOL	B.E. Civil Engineering	96.4
3	TS245	M. GALESH	B.E. Civil Engineering	95.8
4	TS182	Dr. P. ANTONY VIMAL	B.E. Civil Engineering	95.7
5	TS181	S. SHIELA BALANTA	B.E. Civil Engineering	95.05
6	TS277	Dr. S. FRANK STEPHEN	B.E. Civil Engineering	94.7
7	TS279	JEYA SUREN RAJ.J	B.E. Civil Engineering	89.6
8	TS301	L PORCIA	B.E. Civil Engineering	86.9

9	TS081	Dr. JERLIN REGIN J.	B.E. Civil Engineering	86.9
10	TS280	JOHN PAUL.F	B.E. Civil Engineering	84.8
11	TS269	INIGO VALAN. M	B.E. Civil Engineering	84.2
12	TS327	FLORA DANI C M	B.E. Civil Engineering	84.0
13	TS338	SUMITHRA JAYA R	B.E. Civil Engineering	81.0

UG

Sl. No	Staff Id	Name	Department	Percentage
1	TS175	Dr. I. JESSY MOL	B.E. Civil Engineering	96.4
2	TS302	D. SMILINE SHINY	B.E. Civil Engineering	95.8
3	TS182	Dr. P. ANTONY VIMAL	B.E. Civil Engineering	95.2
4	TS245	M. GALESH	B.E. Civil Engineering	94.8
5	TS181	S. SHIELA BALANTA	B.E. Civil Engineering	94.05
6	TS277	Dr. S. FRANK STEPHEN	B.E. Civil Engineering	93.3
7	TS279	JEYA SUREN RAJ.J	B.E. Civil Engineering	89.6
8	TS301	L PORCIA	B.E. Civil Engineering	86.9
9	TS280	JOHN PAUL.F	B.E. Civil Engineering	84.8
10	TS327	FLORA DANI C M	B.E. Civil Engineering	84.0
11	TS081	Dr. JERLIN REGIN J.	B.E. Civil Engineering	83.3
12	TS338	SUMITHRA JAYA R	B.E. Civil Engineering	81.0
13	TS269	INIGO VALAN. M	B.E. Civil Engineering	81.0

PG

Sl. No	Staff Id	Name	Department	Percentage
1	TS245	M. GALESH	B.E. Civil Engineering	99.5
2	TS277	Dr. S. FRANK STEPHEN	B.E. Civil Engineering	99.5
3	TS269	INIGO VALAN. M	B.E. Civil Engineering	98.9
4	TS181	S. SHIELA BALANTA	B.E. Civil Engineering	98.9
5	TS302	D. SMILINE SHINY	B.E. Civil Engineering	98.6
6	TS182	Dr. P. ANTONY VIMAL	B.E. Civil Engineering	98.0
7	TS081	Dr. JERLIN REGIN J.	B.E. Civil Engineering	95.7

Department of Information Technology

Overall UG+PG				
Sl. No	Staff Id	Name	Department	Percentage
1	TS352	ANISHYA P	B.Tech. Information Technology	84.05
2	TS129	Dr. ANNROSE J.	B.Tech. Information Technology	82.9
3	TS270	T.M.ANGELIN MONISHA SHAREAN	B.Tech. Information Technology	82.7
4	TS161	Dr. N. ANSGAR MARY	B.Tech. Information Technology	81.6
5	TS158	Dr. SUJA A. ALEX	B.Tech. Information Technology	81.0
6	TS066	Dr. D.HEVIN RAJESH	B.Tech. Information Technology	80.9
7	TS330	G GEO JENEFER	B.Tech. Information Technology	80.0
8	TS331	P AGNES ALEX RATHY	B.Tech. Information Technology	79.8
9	TS080	Dr. G. SAHAYA STALIN JOSE	B.Tech. Information Technology	79.0
10	TS332	ARUL REX A	B.Tech. Information Technology	65.7
UG				
Sl. No	Staff Id	Name	Department	Percentage
1	TS352	ANISHYA P	B.Tech. Information Technology	84.05
2	TS129	Dr. ANNROSE J.	B.Tech. Information Technology	82.9
3	TS270	T.M.ANGELIN MONISHA SHAREAN	B.Tech. Information Technology	82.7
4	TS161	Dr. N. ANSGAR MARY	B.Tech. Information Technology	81.6
5	TS158	Dr. SUJA A. ALEX	B.Tech. Information Technology	81.0
6	TS066	Dr. D.HEVIN RAJESH	B.Tech. Information Technology	80.9
7	TS330	G GEO JENEFER	B.Tech. Information Technology	80.0
8	TS331	P AGNES ALEX RATHY	B.Tech. Information Technology	79.8
9	TS080	Dr. G. SAHAYA STALIN JOSE	B.Tech. Information Technology	79.0
10	TS332	ARUL REX A	B.Tech. Information Technology	65.7

Department of Mechanical Engineering

Overall UG+PG				
Sl. No	Staff Id	Name	Department	Percentage
1	TS085	J. GNANA RAJAN	B.E. Mechanical Engineering (Sec-A)	92.5
2	TS009	Dr. V.CHRISTUS JEYA SINGH	B.E. Mechanical Engineering (Sec-A)	92.0
3	TS296	D.X. TITTU GEORGE	B.E. Mechanical Engineering (Sec-A)	91.7
4	TS134	Dr. AJITH J. KINGS	B.E. Mechanical Engineering (Sec-A)	91.4
5	TS322	Dr. G. SHANTHOS KUMAR	B.E. Mechanical Engineering (Sec-A)	90.6
6	TS310	Dr. R ANANTH	B.E. Mechanical Engineering (Sec-A)	90.5
7	TS264	M. L. AJIN	B.E. Mechanical Engineering (Sec-A)	90.4
8	TS223	M. ANTONY FORSTER RAJ	B.E. Mechanical Engineering (Sec-A)	90.3
9	TS215	Dr. M. FELIX XAVIER MUTHU	B.E. Mechanical Engineering (Sec-A)	89.5
10	TS244	Dr. J. JEBEEN MOSES	B.E. Mechanical Engineering (Sec-A)	89.0
11	TS234	M. GERALD ARUL SELVAN	B.E. Mechanical Engineering (Sec-A)	89.0
12	TS232	Y. BALTO	B.E. Mechanical Engineering (Sec-A)	88.8
13	TS363	JUDE VINOTH V	B.E. Mechanical Engineering (Sec-A)	88.3
14	TS318	ANITTO JOE XAVIER A	B.E. Mechanical Engineering (Sec-A)	87.9
15	TS108	Dr. G. ANTONY MIRACULAS	B.E. Mechanical Engineering (Sec-A)	87.6
16	TS117	P. JOSE ALOYSIUS	B.E. Mechanical Engineering (Sec-A)	86.9
17	TS321	T MICHEL RAJ	B.E. Mechanical Engineering (Sec-A)	85.6
18	TS348	J ANIKKA NAYAGI HEMARINA	B.E. Mechanical Engineering (Sec-A)	85.0
19	TS124	VIJUMON V.T.	B.E. Mechanical Engineering (Sec-A)	84.9
20	TS362	ADRITOWIN F	B.E. Mechanical Engineering (Sec-A)	84.5
21	TS286	ANWAR RAJESH . M.M	B.E. Mechanical Engineering (Sec-A)	83.5
UG				
Sl. No	Staff Id	Name	Department	Percentage
1	TS085	J. GNANA RAJAN	B.E. Mechanical Engineering (Sec-A)	92.5

2	TS296	D.X. TITTU GEORGE	B.E. Mechanical Engineering (Sec-A)	91.7
3	TS134	Dr. AJITH J. KINGS	B.E. Mechanical Engineering (Sec-A)	91.6
4	TS322	Dr. G. SHANTHOS KUMAR	B.E. Mechanical Engineering (Sec-A)	90.6
5	TS310	Dr. R ANANTH	B.E. Mechanical Engineering (Sec-A)	90.6
6	TS223	M. ANTONY FORSTER RAJ	B.E. Mechanical Engineering (Sec-A)	90.5
7	TS264	M. L. AJIN	B.E. Mechanical Engineering (Sec-A)	90.4
8	TS215	Dr. M. FELIX XAVIER MUTHU	B.E. Mechanical Engineering (Sec-A)	89.5
9	TS244	Dr. J. JEBEEN MOSES	B.E. Mechanical Engineering (Sec-A)	89.0
10	TS234	M. GERALD ARUL SELVAN	B.E. Mechanical Engineering (Sec-A)	89.0
11	TS232	Y. BALTO	B.E. Mechanical Engineering (Sec-A)	88.8
12	TS363	JUDE VINOTH V	B.E. Mechanical Engineering (Sec-A)	88.3
13	TS318	ANITTO JOE XAVIER A	B.E. Mechanical Engineering (Sec-A)	87.9
14	TS117	P. JOSE ALOYSIUS	B.E. Mechanical Engineering (Sec-A)	86.9
15	TS321	T MICHEL RAJ	B.E. Mechanical Engineering (Sec-A)	85.7
16	TS348	J ANIKKA NAYAGI HEMARINA	B.E. Mechanical Engineering (Sec-A)	85.0
17	TS362	ADRITOWIN F	B.E. Mechanical Engineering (Sec-A)	84.5
18	TS286	ANWAR RAJESH . M.M	B.E. Mechanical Engineering (Sec-A)	82.4
PG				
Sl. No	Staff Id	Name	Department	Percentage
1	TS009	Dr. V.CHRISTUS JEYA SINGH	B.E. Mechanical Engineering (Sec-A)	92.0
2	TS310	Dr. R ANANTH	B.E. Mechanical Engineering (Sec-A)	88.5
3	TS108	Dr. G. ANTONY MIRACULAS	B.E. Mechanical Engineering (Sec-A)	87.6
4	TS134	Dr. AJITH J. KINGS	B.E. Mechanical Engineering (Sec-A)	86.7
5	TS286	ANWAR RAJESH . M.M	B.E. Mechanical Engineering (Sec-A)	85.1
6	TS124	VIJUMON V.T.	B.E. Mechanical Engineering (Sec-A)	84.9
7	TS321	T MICHEL RAJ	B.E. Mechanical Engineering (Sec-A)	83.05
8	TS223	M. ANTONY FORSTER RAJ	B.E. Mechanical Engineering (Sec-A)	81.4

Department of Artificial Intelligence and Data Science

Overall UG+PG				
Sl. No	Staff Id	Name	Department	Percentage
1	TS351	GEETHA T V	B.Tech. Artificial Intelligence and Data Science (Sec-A)	88.5
2	TS350	ANNIE PORTIA A	B.Tech. Artificial Intelligence and Data Science (Sec-A)	76.7
3	TS151	Dr. R. JEMILA ROSE	B.Tech. Artificial Intelligence and Data Science (Sec-A)	75.6
UG				
Sl. No	Staff Id	Name	Department	Percentage
1	TS351	GEETHA T V	B.Tech. Artificial Intelligence and Data Science (Sec-A)	86.8
PG				
Sl. No	Staff Id	Name	Department	Percentage
1	TS351	GEETHA T V	B.Tech. Artificial Intelligence and Data Science (Sec-A)	90.6
2	TS350	ANNIE PORTIA A	B.Tech. Artificial Intelligence and Data Science (Sec-A)	76.7
3	TS151	Dr. R. JEMILA ROSE	B.Tech. Artificial Intelligence and Data Science (Sec-A)	75.6

Department of Humanities and Sciences

Overall UG+PG				
Sl. No	Staff Id	Name	Department	Percentage
1	TS303	S. A. ANUJA	Humanities and Sciences	91.7
2	TS267	Dr. C. AMALA PRATHIBA JANET	Humanities and Sciences	91.5
3	TS292	Dr. A.M. ALICE MARGRET	Humanities and Sciences	91.2
4	TS003	Dr. S.EDWIN GLADSON	Humanities and Sciences	91.0
5	TS004	Dr. S.M.R. JOSEPH RAMESH	Humanities and Sciences	91.0

6	TS149	Dr. D. MARY METTALIN	Humanities and Sciences	90.9
7	TS346	ADLINE ARUNA F	Humanities and Sciences	90.1
8	TS323	Dr J P VIDHYA	Humanities and Sciences	89.9
9	TS357	SINDHU M	Humanities and Sciences	88.9
10	TS227	Dr. V. VIJI MON MONI	Humanities and Sciences	87.7
11	TS326	Dr. MARY JENITHA L	Humanities and Sciences	87.2
12	TS139	Dr. N. SHEEN KUMAR	Humanities and Sciences	86.8
13	TS148	Dr. V. SREEJA	Humanities and Sciences	86.6
14	TS154	Dr. M. MAENU	Humanities and Sciences	85.7
15	TS113	Dr. J. MARY VANAJA	Humanities and Sciences	85.6
16	TS166	T. BERJIN MAGIZHA	Humanities and Sciences	85.6
17	TS242	A. MARIA SHEELA	Humanities and Sciences	85.4
18	TS152	Dr. A. SUHASINI	Humanities and Sciences	85.4
19	TS283	M. ALEXLIN SAHAYA ITHAL	Humanities and Sciences	84.3
20	TS268	LUCASE. L	Humanities and Sciences	83.4
21	TS235	P. ADIN SHINY	Humanities and Sciences	83.3
22	TS153	Dr. M. FELIX NES MABEL	Humanities and Sciences	82.8
23	TS349	ABISHA F S	Humanities and Sciences	82.6
24	TS275	SOPHIA.S	Humanities and Sciences	82.1
25	TS195	S. ASHA ALICE	Humanities and Sciences	80.9
26	TS119	Dr. L. MARY FLORIDA	Humanities and Sciences	79.9
27	TS293	Dr. A. LUDVIN FELCY	Humanities and Sciences	79.9

UG

Sl. No	Staff Id	Name	Department	Percentage
1	TS303	S. A. ANUJA	Humanities and Sciences	91.7
2	TS267	Dr. C. AMALA PRATHIBA JANET	Humanities and Sciences	91.5
3	TS292	Dr. A.M. ALICE MARGRET	Humanities and Sciences	91.2
4	TS003	Dr. S.EDWIN GLADSON	Humanities and Sciences	91.0
5	TS004	Dr. S.M.R. JOSEPH RAMESH	Humanities and Sciences	91.0
6	TS323	Dr J P VIDHYA	Humanities and Sciences	90.5

7	TS346	ADLINE ARUNA F	Humanities and Sciences	90.1
8	TS283	M. ALEXLIN SAHAYA ITHAL	Humanities and Sciences	89.2
9	TS227	Dr. V. VIJI MON MONI	Humanities and Sciences	87.7
10	TS148	Dr. V. SREEJA	Humanities and Sciences	87.3
11	TS326	Dr. MARY JENITHA L	Humanities and Sciences	87.2
12	TS139	Dr. N. SHEEN KUMAR	Humanities and Sciences	86.8
13	TS154	Dr. M. MAENU	Humanities and Sciences	85.7
14	TS113	Dr. J. MARY VANAJA	Humanities and Sciences	85.6
15	TS166	T. BERJIN MAGIZHA	Humanities and Sciences	85.6
16	TS242	A. MARIA SHEELA	Humanities and Sciences	85.4
17	TS152	Dr. A. SUHASINI	Humanities and Sciences	85.4
18	TS195	S. ASHA ALICE	Humanities and Sciences	85.05
19	TS275	SOPHIA.S	Humanities and Sciences	85.0
20	TS268	LUCASE. L	Humanities and Sciences	83.4
21	TS235	P. ADIN SHINY	Humanities and Sciences	83.3
22	TS349	ABISHA F S	Humanities and Sciences	83.2
23	TS153	Dr. M. FELIX NES MABEL	Humanities and Sciences	82.8
24	TS293	Dr. A. LUDVIN FELCY	Humanities and Sciences	79.9

PG

Sl. No	Staff Id	Name	Department	Percentage
1	TS149	Dr. D. MARY METTALIN	Humanities and Sciences	90.9
2	TS323	Dr J P VIDHYA	Humanities and Sciences	89.1
3	TS357	SINDHU M	Humanities and Sciences	88.9
4	TS148	Dr. V. SREEJA	Humanities and Sciences	86.05
5	TS119	Dr. L. MARY FLORIDA	Humanities and Sciences	79.9
6	TS275	SOPHIA.S	Humanities and Sciences	79.7
7	TS283	M. ALEXLIN SAHAYA ITHAL	Humanities and Sciences	79.5
8	TS349	ABISHA F S	Humanities and Sciences	78.4
9	TS195	S. ASHA ALICE	Humanities and Sciences	76.7

Master of Business Administration

Overall UG+PG				
Sl. No	Staff Id	Name	Department	Percentage
1	TS358	Dr. DIVYA D S RAJAN	Master of Business Administration (Sec-A)	89.6
2	TS341	M ADLIN	Master of Business Administration (Sec-A)	87.7
3	TS221	S. JASMINE SUGUNA	Master of Business Administration (Sec-A)	87.05
4	TS344	JENIT HANSON G	Master of Business Administration (Sec-A)	87.0
5	TS356	Dr.SUBI MOL G S	Master of Business Administration (Sec-A)	84.8
6	TS342	Dr. M. BABIMA	Master of Business Administration (Sec-A)	81.3
7	TS360	Dr.D.SAHAYA BEULA	Master of Business Administration (Sec-A)	80.8
8	TS359	S JOSEPHIN KALA	Master of Business Administration (Sec-A)	75.1
UG				
Sl. No	Staff Id	Name	Department	Percentage
1	TS344	JENIT HANSON G	Master of Business Administration (Sec-A)	87.0
PG				
Sl. No	Staff Id	Name	Department	Percentage
1	TS358	Dr. DIVYA D S RAJAN	Master of Business Administration (Sec-A)	89.6
2	TS341	M ADLIN	Master of Business Administration (Sec-A)	87.7
3	TS221	S. JASMINE SUGUNA	Master of Business Administration (Sec-A)	87.05
4	TS356	Dr.SUBI MOL G S	Master of Business Administration (Sec-A)	84.8
5	TS342	Dr. M. BABIMA	Master of Business Administration (Sec-A)	81.3
6	TS360	Dr.D.SAHAYA BEULA	Master of Business Administration (Sec-A)	80.8
7	TS359	S JOSEPHIN KALA	Master of Business Administration (Sec-A)	75.1

Master of Computer Applications

Overall UG+PG				
Sl. No	Staff Id	Name	Department	Percentage
1	TS225	Dr. M. JEYA SUTHA	Master of Computer Applications	77.7
2	TS233	J. JENIFER JOSE	Master of Computer Applications	77.5
3	TS226	Dr. F. RAMESH DHANASEELAN	Master of Computer Applications	76.8
4	TS224	M. JASMIN ANNIE GENEFER	Master of Computer Applications	76.0
5	TS203	Dr. M.M. JANEELA THERESA	Master of Computer Applications	64.05
UG				
Sl. No	Staff Id	Name	Department	Percentage
PG				
Sl. No	Staff Id	Name	Department	Percentage
1	TS225	Dr. M. JEYA SUTHA	Master of Computer Applications	77.7
2	TS233	J. JENIFER JOSE	Master of Computer Applications	77.5
3	TS226	Dr. F. RAMESH DHANASEELAN	Master of Computer Applications	76.8
4	TS224	M. JASMIN ANNIE GENEFER	Master of Computer Applications	76.0
5	TS203	Dr. M.M. JANEELA THERESA	Master of Computer Applications	64.05

IV. Department Level Feedback Score on Mentoring

Overall Mentor Report				
Sl. No	Staff Id	Name	Department	Percentage
1	TS027	Dr. R.P ANTO KUMAR	B.E. Computer Science and Engg. (Sec-A)	100.0
2	TS107	Dr. S.V. KAYALVIZHI	B.E. Electrical and Electronics Engg.	100.0
3	TS104	Dr. S. MARIA SERAPHIN SUJITHA	B.E. Electronics and Communication Engg. (Sec-A)	100.0

4	TS188	Dr. C. SHEEJA HEROBIN RANI	B.E. Electronics and Communication Engg. (Sec-A)	100.0
5	TS268	LUCASE. L	Humanities and Sciences	98.9
6	TS081	Dr. JERLIN REGIN J.	B.E. Civil Engineering	98.9
7	TS269	INIGO VALAN. M	B.E. Civil Engineering	98.05
8	TS004	Dr. S.M.R. JOSEPH RAMESH	Humanities and Sciences	98.0
9	TS347	Dr.M. ANTONY SHEELA	B.E. Computer Science and Engg. (Sec-A)	97.9
10	TS032	Dr. A.SUBITHA	B.E. Computer Science and Engg. (Sec-A)	97.8
11	TS267	Dr. C. AMALA PRATHIBA JANET	Humanities and Sciences	97.8
12	TS182	Dr. P. ANTONY VIMAL	B.E. Civil Engineering	97.8
13	TS143	Dr. T.S. SHEELA SHINEY	B.E. Computer Science and Engg. (Sec-A)	97.6
14	TS121	Dr. M. JOHN BOSCO	B.E. Electrical and Electronics Engg.	97.3
15	TS304	S. SHINY	B.E. Electrical and Electronics Engg.	97.3
16	TS280	JOHN PAUL.F	B.E. Civil Engineering	96.6
17	TS166	T. BERJIN MAGIZHA	Humanities and Sciences	96.0
18	TS187	Dr S.T.SHERIBA	B.E. Computer Science and Engg. (Sec-A)	95.6
19	TS321	T MICHEL RAJ	B.E. Mechanical Engineering (Sec-A)	95.4
20	TS357	SINDHU M	Humanities and Sciences	95.2
21	TS322	Dr. G. SHANTHOS KUMAR	B.E. Mechanical Engineering (Sec-A)	95.2
22	TS232	Y. BALTO	B.E. Mechanical Engineering (Sec-A)	95.1
23	TS273	STARWIN.M	B.E. Electronics and Communication Engg. (Sec-A)	94.5
24	TS128	Dr. SOBINI X. PUSHPA	B.E. Computer Science and Engg. (Sec-A)	94.4
25	TS272	Dr. J LEON BOSCO RAJ	B.E. Electrical and Electronics Engg.	93.4
26	TS162	A. ANISHA	B.E. Computer Science and Engg. (Sec-A)	93.3
27	TS200	L.G.X. AGNEL LIVINGSTON	B.E. Computer Science and Engg. (Sec-A)	93.2
28	TS292	Dr. A.M. ALICE MARGRET	Humanities and Sciences	93.1

29	TS277	Dr. S. FRANK STEPHEN	B.E. Civil Engineering	93.0
30	TS327	FLORA DANI C M	B.E. Civil Engineering	93.0
31	TS179	Dr. B.C. PREETHI	B.E. Electronics and Communication Engg. (Sec-A)	93.0
32	TS250	Dr J ARUL KING	B.E. Electronics and Communication Engg. (Sec-A)	93.0
33	TS274	AJIN.M	B.E. Computer Science and Engg. (Sec-A)	92.8
34	TS303	S. A. ANUJA	Humanities and Sciences	92.7
35	TS346	ADLINE ARUNA F	Humanities and Sciences	92.5
36	TS316	MERBIN JOSE P J	B.E. Computer Science and Engg. (Sec-A)	92.4
37	TS301	L PORCIA	B.E. Civil Engineering	92.3
38	TS227	Dr. V. VIJI MON MONI	Humanities and Sciences	92.1
39	TS340	Dr. L. FEMILA	B.E. Electronics and Communication Engg. (Sec-A)	91.8
40	TS064	Dr. J. MERRY GEISA	B.E. Electrical and Electronics Engg.	91.6
41	TS275	SOPHIA.S	Humanities and Sciences	91.6
42	TS348	J ANIKKA NAYAGI HEMARINA	B.E. Mechanical Engineering (Sec-A)	91.3
43	TS148	Dr. V. SREEJA	Humanities and Sciences	91.05
44	TS339	BABY LISA K	B.E. Electronics and Communication Engg. (Sec-A)	91.0
45	TS220	Dr. S.S. SELVA PRADEEP	B.E. Electrical and Electronics Engg.	91.0
46	TS119	Dr. L. MARY FLORIDA	Humanities and Sciences	90.9
47	TS105	Dr. S. MARY VASANTHI	B.E. Electronics and Communication Engg. (Sec-A)	90.7
48	TS255	L. MACEAL TONY	B.E. Electronics and Communication Engg. (Sec-A)	90.7
49	TS029	Dr. A. DARWIN JOSE RAJU	B.E. Electrical and Electronics Engg.	90.7
50	TS130	Dr. A. BAMILA VIRGIN LOUIS	B.E. Computer Science and Engg. (Sec-A)	90.7
51	TS223	M. ANTONY FORSTER RAJ	B.E. Mechanical Engineering (Sec-A)	90.4
52	TS362	ADRITOWIN F	B.E. Mechanical Engineering (Sec-A)	89.8
53	TS195	S. ASHA ALICE	Humanities and Sciences	89.7

54	TS144	S.L. SONIYA	B.E. Computer Science and Engg. (Sec-A)	89.4
55	TS189	A.C. JINISHA	B.E. Electronics and Communication Engg. (Sec-A)	89.3
56	TS127	Dr. Y.R. ANNIE BESSANT	B.E. Electronics and Communication Engg. (Sec-A)	89.0
57	TS349	ABISHA F S	Humanities and Sciences	89.0
58	TS164	G. JOHNCY	B.E. Computer Science and Engg. (Sec-A)	88.9
59	TS358	Dr. DIVYA D S RAJAN	Master of Business Administration (Sec-A)	88.9
60	TS302	D. SMILINE SHINY	B.E. Civil Engineering	88.9
61	TS356	Dr.SUBI MOL G S	Master of Business Administration (Sec-A)	88.5
62	TS161	Dr. N. ANSGAR MARY	B.Tech. Information Technology	88.4
63	TS326	Dr. MARY JENITHA L	Humanities and Sciences	88.3
64	TS113	Dr. J. MARY VANAJA	Humanities and Sciences	88.3
65	TS323	Dr J P VIDHYA	Humanities and Sciences	88.3
66	TS325	Dr. BARONA R	B.E. Computer Science and Engg. (Sec-A)	87.8
67	TS318	ANITTO JOE XAVIER A	B.E. Mechanical Engineering (Sec-A)	87.7
68	TS344	JENIT HANSON G	Master of Business Administration (Sec-A)	87.7
69	TS338	SUMITHRA JAYA R	B.E. Civil Engineering	87.6
70	TS103	Dr. S. CAROLINE	B.E. Electronics and Communication Engg. (Sec-A)	87.6
71	TS237	Dr. T. LATHA	B.E. Electronics and Communication Engg. (Sec-A)	87.6
72	TS234	M. GERALD ARUL SELVAN	B.E. Mechanical Engineering (Sec-A)	87.4
73	TS076	Dr. D. JERALDIN AUXILLIA	B.E. Electronics and Communication Engg. (Sec-A)	87.1
74	TS264	M. L. AJIN	B.E. Mechanical Engineering (Sec-A)	87.0
75	TS286	ANWAR RAJESH . M.M	B.E. Mechanical Engineering (Sec-A)	87.0
76	TS230	Dr. C. SELDEV CHRISTOPHER	B.E. Computer Science and Engg. (Sec-A)	86.9
77	TS213	R. FLORIN RAJA SINGH	B.E. Electronics and Communication	86.8

			Engg. (Sec-A)	
78	TS293	Dr. A. LUDVIN FELCY	Humanities and Sciences	86.7
79	TS330	G GEO JENEFER	B.Tech. Information Technology	86.5
80	TS271	Dr.JESUS BOBIN.V	B.E. Electrical and Electronics Engg.	86.1
81	TS352	ANISHYA P	B.Tech. Information Technology	86.05
82	TS239	Dr. JAIN B. MARSHEL	B.E. Electrical and Electronics Engg.	85.9
83	TS218	A. ANITHA	B.E. Electronics and Communication Engg. (Sec-A)	84.8
84	TS225	Dr. M. JEYA SUTHA	Master of Computer Applications	84.8
85	TS216	T. MARY LITTLE FLOWER	B.E. Electronics and Communication Engg. (Sec-A)	84.8
86	TS153	Dr. M. FELIX NES MABEL	Humanities and Sciences	84.6
87	TS283	M. ALEXLIN SAHAYA ITHAL	Humanities and Sciences	84.5
88	TS270	T.M.ANGELIN MONISHA SHAREAN	B.Tech. Information Technology	84.1
89	TS242	A. MARIA SHEELA	Humanities and Sciences	83.9
90	TS117	P. JOSE ALOYSIUS	B.E. Mechanical Engineering (Sec-A)	83.6
91	TS235	P. ADIN SHINY	Humanities and Sciences	83.4
92	TS157	C. RENIT	B.E. Electronics and Communication Engg. (Sec-A)	83.05
93	TS152	Dr. A. SUHASINI	Humanities and Sciences	83.0
94	TS262	ABRAGAM SIYON SING.M	B.E. Electrical and Electronics Engg.	82.9
95	TS158	Dr. SUJA A. ALEX	B.Tech. Information Technology	82.8
96	TS331	P AGNES ALEX RATHY	B.Tech. Information Technology	82.6
97	TS245	M. GALESH	B.E. Civil Engineering	82.5
98	TS122	ALMOND D'SOUZA	B.E. Electrical and Electronics Engg.	82.4
99	TS329	SHEEBA M C	B.E. Computer Science and Engg. (Sec-A)	82.4
100	TS139	Dr. N. SHEEN KUMAR	Humanities and Sciences	82.3
101	TS193	P. AJITHA	B.E. Computer Science and Engg. (Sec-A)	82.0
102	TS165	Dr. T. AJITHA	B.E. Electronics and Communication Engg. (Sec-A)	82.0

103	TS360	Dr.D.SAHAYA BEULA	Master of Business Administration (Sec-A)	81.9
104	TS199	V. FEMILA SAVIO	B.E. Electronics and Communication Engg. (Sec-A)	81.8
105	TS350	ANNIE PORTIA A	B.Tech. Artificial Intelligence and Data Science (Sec-A)	81.6
106	TS149	Dr. D. MARY METTALIN	Humanities and Sciences	81.4
107	TS246	S. VIJI CHITRA	Master of Business Administration (Sec-A)	81.2
108	TS259	BRIGHT JOSE J	B.E. Computer Science and Engg. (Sec-A)	80.7
109	TS341	M ADLIN	Master of Business Administration (Sec-A)	79.7
110	TS238	Dr. C. HELEN SULOCHANA	B.E. Electronics and Communication Engg. (Sec-A)	79.2
111	TS106	Dr. S. ABSA	B.E. Electronics and Communication Engg. (Sec-A)	78.7
112	TS181	S. SHIELA BALANTA	B.E. Civil Engineering	78.6
113	TS253	J. JENCEWIN	B.E. Computer Science and Engg. (Sec-A)	78.5
114	TS332	ARUL REX A	B.Tech. Information Technology	78.4
115	TS066	Dr. D.HEVIN RAJESH	B.Tech. Information Technology	77.4
116	TS279	JEYA SUREN RAJ.J	B.E. Civil Engineering	77.0
117	TS194	J.S. SIMI MOLE	B.E. Computer Science and Engg. (Sec-A)	76.4
118	TS224	M. JASMIN ANNIE GENEFER	Master of Computer Applications	74.5
119	TS359	S JOSEPHIN KALA	Master of Business Administration (Sec-A)	74.4
120	TS308	Dr. M. GERMIN NISHA	B.E. Electrical and Electronics Engg.	74.2
121	TS342	Dr. M. BABIMA	Master of Business Administration (Sec-A)	73.6
122	TS228	P. SUJI GARLAND	B.E. Electrical and Electronics Engg.	71.0
123	TS226	Dr. F. RAMESH DHANASEELAN	Master of Computer Applications	68.9
124	TS003	Dr. S.EDWIN GLADSON	Humanities and Sciences	67.1

V. Feedback on Departments

Over all : $(458*0+701*25+1684*50+3096*75+6221*100)/12160 = 78.7\%$

Q1) My rating of the activities of the department association (79%)				
Below Average	Average	Good	Very Good	Excellent
73/2027 (3.7%)	107/2027 (5.4%)	277/2027 (13.8%)	532/2027 (26.3%)	1038/2027 (51.3%)
Q2) My rating of the efforts of the department in giving proper information to students (78%)				
Below Average	Average	Good	Very Good	Excellent
68/2027 (3.5%)	116/2027 (5.8%)	290/2027 (14.4%)	525/2027 (25.0%)	1028/2027 (50.8%)
Q3) My rating of the overall teaching learning methods followed in the department (79%)				
Below Average	Average	Good	Very Good	Excellent
64/2026 (3.3%)	115/2026 (5.8%)	284/2026 (14.05%)	508/2026 (25.1%)	1055/2026 (52.1%)
Q4) My rating of the effectiveness of the industrial visit or tour (77%)				
Below Average	Average	Good	Very Good	Excellent
100/2026 (4.0%)	127/2026 (6.4%)	260/2026 (12.9%)	502/2026 (24.9%)	1037/2026 (51.3%)
Q5) My rating of the usefulness of the value added programs (78%)				
Below Average	Average	Good	Very Good	Excellent
75/2027 (3.8%)	115/2027 (5.8%)	292/2027 (14.5%)	515/2027 (25.5%)	1030/2027 (50.9%)
Q6) My rating of the effectiveness of the compulsory English communication (78%)				
Below Average	Average	Good	Very Good	Excellent
78/2027 (3.9%)	121/2027 (5.0%)	281/2027 (13.0%)	514/2027 (25.5%)	1033/2027 (50.0%)
Q7) Suggestions for improvement (0%)				
Rem 1 - GOOD {16}				
Rem 2 - Good. {1}				
Rem 3 - Last Friday you didn't take us to the seminar. But today(Monday) get signature from us as a proof that we had attended. Always saying SectionB. Go to Section A class in interval, and find Are they making noise or not. {1}				
Rem 4 - Need industrial visit {1}				
Rem 5 - Never heard any English in this corridor nor never been to any IV in two years {1}				
Rem 6 - no {1}				
Rem 7 - not bad {1}				
Rem 8 - nothing {1}				
Rem 9 - ok {1}				
Rem 10 - Overall Good! {1}				
Rem 11 - p[{1}				
Rem 12 - please Conduct good cultural programs for mental health. Over all the college was superb and Number one position. But no cultural so please conduct programs. The SXCCE always TOP thank you {1}				

Rem 13 - PLEASE CONDUCT SOME CULTURAL PROGRAMS TO STUDENTS {1}
Rem 14 - su..... {1}
Rem 15 - very bad {1}
Rem 16 - Very very good and Excellent {1}
Rem 17 - we need culturals {1}
Rem 18 - we need the college day and college culturals like other colleges {1}
Rem 19 - we need the cultural program ? {1}
Rem 20 - {1}
Rem 21 - {1}
Rem 22 - beacause of many monkeys {1}

Computer Science and Engineering

Over all : $(113*0+121*25+383*50+670*75+1567*100)/2854 = 80.4\%$

Q1) My rating of the activities of the department association (80%)				
Below Average	Average	Good	Very Good	Excellent
21/476 (4.5%)	15/476 (3.3%)	64/476 (13.5%)	114/476 (23.0%)	262/476 (55.05%)
Q2) My rating of the efforts of the department in giving proper information to students (80%)				
Below Average	Average	Good	Very Good	Excellent
17/476 (3.7%)	21/476 (4.5%)	62/476 (13.05%)	118/476 (24.9%)	258/476 (54.3%)
Q3) My rating of the overall teaching learning methods followed in the department (80%)				
Below Average	Average	Good	Very Good	Excellent
18/475 (3.9%)	18/475 (3.9%)	65/475 (13.8%)	113/475 (23.9%)	261/475 (54.0%)
Q4) My rating of the effectiveness of the industrial visit or tour (79%)				
Below Average	Average	Good	Very Good	Excellent
18/475 (3.9%)	28/475 (5.0%)	61/475 (12.9%)	107/475 (22.6%)	261/475 (54.0%)
Q5) My rating of the usefulness of the value added programs (80%)				
Below Average	Average	Good	Very Good	Excellent
19/476 (3.0%)	20/476 (4.3%)	68/476 (14.4%)	106/476 (22.4%)	263/476 (55.4%)
Q6) My rating of the effectiveness of the compulsory English communication (80%)				
Below Average	Average	Good	Very Good	Excellent
20/476 (4.3%)	19/476 (3.0%)	63/476 (13.3%)	112/476 (23.6%)	262/476 (55.05%)
Q7) Suggestions for improvement (0%)				
Rem 1 - good {6}				
Rem 2 - not bad {1}				

Rem 3 - su..... {1}
Rem 4 - very bad {1}
Rem 5 - we need the college day and college culturals like other colleges {1}

Electronics and Communication Engineering

Over all : $(83*0+116*25+303*50+585*75+953*100)/2040 = 77.1\%$

Q1) My rating of the activities of the department association (77%)				
Below Average	Average	Good	Very Good	Excellent
12/340 (3.6%)	18/340 (5.4%)	48/340 (14.2%)	105/340 (30.0%)	157/340 (46.3%)
Q2) My rating of the efforts of the department in giving proper information to students (77%)				
Below Average	Average	Good	Very Good	Excellent
12/340 (3.6%)	21/340 (6.3%)	50/340 (14.8%)	100/340 (29.5%)	157/340 (46.3%)
Q3) My rating of the overall teaching learning methods followed in the department (77%)				
Below Average	Average	Good	Very Good	Excellent
12/340 (3.6%)	17/340 (5.0%)	52/340 (15.4%)	99/340 (29.2%)	160/340 (47.1%)
Q4) My rating of the effectiveness of the industrial visit or tour (76%)				
Below Average	Average	Good	Very Good	Excellent
17/340 (5.0%)	18/340 (5.4%)	50/340 (14.8%)	92/340 (27.1%)	163/340 (47.0%)
Q5) My rating of the usefulness of the value added programs (76%)				
Below Average	Average	Good	Very Good	Excellent
15/340 (4.5%)	20/340 (5.0%)	52/340 (15.4%)	96/340 (28.3%)	157/340 (46.3%)
Q6) My rating of the effectiveness of the compulsory English communication (76%)				
Below Average	Average	Good	Very Good	Excellent
15/340 (4.5%)	22/340 (6.6%)	51/340 (15.0%)	93/340 (27.5%)	159/340 (46.9%)
Q7) Suggestions for improvement (0%)				
Rem 1 - good {2}				
Rem 2 - Overall Good! {1}				
Rem 3 - please Conduct good cultural programs for mental health. Over all the college was superb and Number one position. But no cultural so please conduct programs. The SXCCE always TOP thank you {1}				
Rem 4 - PLEASE CONDUCT SOME CULTURAL PROGRAMS TO STUDENTS {1}				
Rem 5 - we need culturals {1}				
Rem 6 - we need the cultural program ? {1}				

Electrical and Electronics Engineering

Over all : $(19*0+46*25+110*50+247*75+508*100)/930 = 81.8\%$

Q1) My rating of the activities of the department association (82%)				
Below Average	Average	Good	Very Good	Excellent
2/155 (1.4%)	7/155 (4.6%)	17/155 (10.0%)	43/155 (27.8%)	86/155 (55.6%)
Q2) My rating of the efforts of the department in giving proper information to students (82%)				
Below Average	Average	Good	Very Good	Excellent
4/155 (2.7%)	6/155 (3.0%)	17/155 (10.0%)	42/155 (27.1%)	86/155 (55.6%)
Q3) My rating of the overall teaching learning methods followed in the department (81%)				
Below Average	Average	Good	Very Good	Excellent
1/155 (0.7%)	10/155 (6.6%)	19/155 (12.4%)	41/155 (26.6%)	84/155 (54.3%)
Q4) My rating of the effectiveness of the industrial visit or tour (80%)				
Below Average	Average	Good	Very Good	Excellent
4/155 (2.7%)	9/155 (5.9%)	19/155 (12.4%)	39/155 (25.3%)	84/155 (54.3%)
Q5) My rating of the usefulness of the value added programs (80%)				
Below Average	Average	Good	Very Good	Excellent
5/155 (3.3%)	7/155 (4.6%)	20/155 (12.0%)	39/155 (25.3%)	84/155 (54.3%)
Q6) My rating of the effectiveness of the compulsory English communication (81%)				
Below Average	Average	Good	Very Good	Excellent
3/155 (1.0%)	7/155 (4.6%)	18/155 (11.7%)	43/155 (27.8%)	84/155 (54.3%)
Q7) Suggestions for improvement (0%)				
Rem 1 - GOOD {1}				
Rem 2 - Good. {1}				
Rem 3 - p[{1}				

Civil Engineering

Over all : $(42*0+24*25+43*50+141*75+476*100)/726 = 83.0\%$

Q1) My rating of the activities of the department association (85%)				
Below Average	Average	Good	Very Good	Excellent
7/121 (5.9%)	2/121 (1.8%)	8/121 (6.7%)	20/121 (16.6%)	84/121 (69.5%)
Q2) My rating of the efforts of the department in giving proper information to students (83%)				
Below Average	Average	Good	Very Good	Excellent
7/121 (5.9%)	5/121 (4.2%)	7/121 (5.9%)	23/121 (19.0%)	79/121 (65.4%)
Q3) My rating of the overall teaching learning methods followed in the department (84%)				
Below Average	Average	Good	Very Good	Excellent
7/121 (5.9%)	3/121 (2.6%)	7/121 (5.9%)	23/121 (19.0%)	81/121 (66.0%)

Q4) My rating of the effectiveness of the industrial visit or tour (84%)				
Below Average	Average	Good	Very Good	Excellent
7/121 (5.9%)	4/121 (3.4%)	6/121 (4.0%)	25/121 (20.8%)	79/121 (65.4%)
Q5) My rating of the usefulness of the value added programs (82%)				
Below Average	Average	Good	Very Good	Excellent
7/121 (5.9%)	5/121 (4.2%)	8/121 (6.7%)	27/121 (22.4%)	74/121 (61.3%)
Q6) My rating of the effectiveness of the compulsory English communication (83%)				
Below Average	Average	Good	Very Good	Excellent
7/121 (5.9%)	5/121 (4.2%)	7/121 (5.9%)	23/121 (19.0%)	79/121 (65.4%)
Q7) Suggestions for improvement (0%)				

Information Technology

Over all : $(49*0+99*25+220*50+418*75+480*100)/1266 = 73.4\%$

Q1) My rating of the activities of the department association (72%)				
Below Average	Average	Good	Very Good	Excellent
8/211 (3.9%)	18/211 (8.6%)	36/211 (17.1%)	72/211 (34.2%)	77/211 (36.6%)
Q2) My rating of the efforts of the department in giving proper information to students (72%)				
Below Average	Average	Good	Very Good	Excellent
8/211 (3.9%)	16/211 (7.7%)	41/211 (19.5%)	70/211 (33.3%)	76/211 (36.05%)
Q3) My rating of the overall teaching learning methods followed in the department (73%)				
Below Average	Average	Good	Very Good	Excellent
7/211 (3.4%)	18/211 (8.6%)	34/211 (16.2%)	71/211 (33.7%)	81/211 (38.5%)
Q4) My rating of the effectiveness of the industrial visit or tour (75%)				
Below Average	Average	Good	Very Good	Excellent
6/211 (2.9%)	16/211 (7.7%)	34/211 (16.2%)	70/211 (33.3%)	85/211 (40.4%)
Q5) My rating of the usefulness of the value added programs (72%)				
Below Average	Average	Good	Very Good	Excellent
10/211 (4.8%)	17/211 (8.1%)	35/211 (16.7%)	69/211 (32.8%)	80/211 (37.0%)
Q6) My rating of the effectiveness of the compulsory English communication (72%)				
Below Average	Average	Good	Very Good	Excellent
10/211 (4.8%)	14/211 (6.7%)	40/211 (18.0%)	66/211 (31.4%)	81/211 (38.5%)
Q7) Suggestions for improvement (0%)				
Rem 1 - good {1}				

Mechanical Engineering

Over all : $(15*0+32*25+61*50+174*75+618*100)/900 = 87.5\%$

Q1) My rating of the activities of the department association (87%)				
Below Average	Average	Good	Very Good	Excellent
2/150 (1.4%)	4/150 (2.8%)	11/150 (7.4%)	33/150 (22.0%)	100/150 (66.8%)
Q2) My rating of the efforts of the department in giving proper information to students (86%)				
Below Average	Average	Good	Very Good	Excellent
3/150 (2.0%)	7/150 (4.8%)	9/150 (6.0%)	32/150 (21.4%)	99/150 (66.0%)
Q3) My rating of the overall teaching learning methods followed in the department (88%)				
Below Average	Average	Good	Very Good	Excellent
2/150 (1.4%)	5/150 (3.4%)	10/150 (6.8%)	26/150 (17.4%)	107/150 (71.4%)
Q4) My rating of the effectiveness of the industrial visit or tour (86%)				
Below Average	Average	Good	Very Good	Excellent
4/150 (2.8%)	6/150 (4.0%)	10/150 (6.8%)	28/150 (18.8%)	102/150 (68.0%)
Q5) My rating of the usefulness of the value added programs (88%)				
Below Average	Average	Good	Very Good	Excellent
2/150 (1.4%)	5/150 (3.4%)	10/150 (6.8%)	26/150 (17.4%)	107/150 (71.4%)
Q6) My rating of the effectiveness of the compulsory English communication (87%)				
Below Average	Average	Good	Very Good	Excellent
2/150 (1.4%)	5/150 (3.4%)	11/150 (7.4%)	29/150 (19.4%)	103/150 (68.8%)
Q7) Suggestions for improvement (0%)				
Rem 1 - GOOD {5}				
Rem 2 - {1}				
Rem 3 - {1}				

Artificial Intelligence and Data Science

Over all : $(55*0+58*25+135*50+198*75+250*100)/696 = 69.05\%$

Q1) My rating of the activities of the department association (69%)				
Below Average	Average	Good	Very Good	Excellent
8/116 (6.0%)	11/116 (9.6%)	20/116 (17.3%)	36/116 (31.05%)	41/116 (35.4%)
Q2) My rating of the efforts of the department in giving proper information to students (69%)				
Below Average	Average	Good	Very Good	Excellent
8/116 (6.0%)	10/116 (8.7%)	24/116 (20.8%)	31/116 (26.8%)	43/116 (37.1%)
Q3) My rating of the overall teaching learning methods followed in the department (69%)				
Below Average	Average	Good	Very Good	Excellent
8/116 (6.0%)	9/116 (7.9%)	26/116 (22.5%)	31/116 (26.8%)	42/116 (36.3%)

Q4) My rating of the effectiveness of the industrial visit or tour (68%)				
Below Average	Average	Good	Very Good	Excellent
12/116 (10.4%)	8/116 (6.0%)	20/116 (17.3%)	33/116 (28.5%)	43/116 (37.1%)
Q5) My rating of the usefulness of the value added programs (68%)				
Below Average	Average	Good	Very Good	Excellent
10/116 (8.7%)	8/116 (6.0%)	25/116 (21.7%)	34/116 (29.4%)	39/116 (33.7%)
Q6) My rating of the effectiveness of the compulsory English communication (68%)				
Below Average	Average	Good	Very Good	Excellent
9/116 (7.9%)	12/116 (10.4%)	20/116 (17.3%)	33/116 (28.5%)	42/116 (36.3%)
Q7) Suggestions for improvement (0%)				
Rem 1 - beacause of many monkeys {1}				

Master of Business Administration

Over all : $(34*0+48*25+126*50+180*75+278*100)/666 = 73.4\%$

Q1) My rating of the activities of the department association (74%)				
Below Average	Average	Good	Very Good	Excellent
4/111 (3.7%)	8/111 (7.3%)	21/111 (18.0%)	30/111 (27.05%)	48/111 (43.3%)
Q2) My rating of the efforts of the department in giving proper information to students (74%)				
Below Average	Average	Good	Very Good	Excellent
4/111 (3.7%)	8/111 (7.3%)	21/111 (18.0%)	31/111 (27.0%)	47/111 (42.4%)
Q3) My rating of the overall teaching learning methods followed in the department (75%)				
Below Average	Average	Good	Very Good	Excellent
4/111 (3.7%)	7/111 (6.4%)	24/111 (21.7%)	26/111 (23.5%)	50/111 (45.05%)
Q4) My rating of the effectiveness of the industrial visit or tour (67%)				
Below Average	Average	Good	Very Good	Excellent
15/111 (13.6%)	10/111 (9.0%)	14/111 (12.7%)	28/111 (25.3%)	44/111 (39.7%)
Q5) My rating of the usefulness of the value added programs (74%)				
Below Average	Average	Good	Very Good	Excellent
3/111 (2.8%)	7/111 (6.4%)	26/111 (23.5%)	30/111 (27.05%)	45/111 (40.6%)
Q6) My rating of the effectiveness of the compulsory English communication (74%)				
Below Average	Average	Good	Very Good	Excellent
4/111 (3.7%)	8/111 (7.3%)	20/111 (18.05%)	35/111 (31.6%)	44/111 (39.7%)
Q7) Suggestions for improvement (0%)				
Rem 1 - Need industrial visit {1}				

Master of Computer Applications

Over all : $(2*0+69*25+73*50+100*75+98*100)/342 = 66.4\%$

Q1) My rating of the activities of the department association (67%)				
Below Average	Average	Good	Very Good	Excellent
0/57 (0.0%)	11/57 (19.4%)	11/57 (19.4%)	18/57 (31.7%)	17/57 (29.9%)
Q2) My rating of the efforts of the department in giving proper information to students (66%)				
Below Average	Average	Good	Very Good	Excellent
0/57 (0.0%)	11/57 (19.4%)	14/57 (24.7%)	15/57 (26.4%)	17/57 (29.9%)
Q3) My rating of the overall teaching learning methods followed in the department (66%)				
Below Average	Average	Good	Very Good	Excellent
0/57 (0.0%)	12/57 (21.1%)	12/57 (21.1%)	17/57 (29.9%)	16/57 (28.1%)
Q4) My rating of the effectiveness of the industrial visit or tour (64%)				
Below Average	Average	Good	Very Good	Excellent
1/57 (1.9%)	12/57 (21.1%)	11/57 (19.4%)	18/57 (31.7%)	15/57 (26.4%)
Q5) My rating of the usefulness of the value added programs (67%)				
Below Average	Average	Good	Very Good	Excellent
0/57 (0.0%)	11/57 (19.4%)	13/57 (22.9%)	16/57 (28.1%)	17/57 (29.9%)
Q6) My rating of the effectiveness of the compulsory English communication (64%)				
Below Average	Average	Good	Very Good	Excellent
1/57 (1.9%)	12/57 (21.1%)	12/57 (21.1%)	16/57 (28.1%)	16/57 (28.1%)
Q7) Suggestions for improvement (0%)				
Rem 1 - no {1}				
Rem 2 - nothing {1}				
Rem 3 - ok {1}				
Rem 4 - Very very good and Excellent {1}				

VI. Feedback on Placement

Over all : $(362*0+775*25+2393*50+3808*75+6820*100)/14158 = 78.3\%$

Q1) My rating of the placement training programs organized by the Placement Cell (78%)				
Below Average	Average	Good	Very Good	Excellent
53/2021 (2.7%)	97/2021 (4.9%)	343/2021 (16.0%)	547/2021 (27.1%)	981/2021 (48.6%)
Q2) My rating of the on-campus placement programs organized by the Placement Cell (78%)				
Below Average	Average	Good	Very Good	Excellent
50/2023 (2.6%)	104/2023 (5.2%)	332/2023 (16.5%)	566/2023 (27.0%)	971/2023 (47.0%)
Q3) My rating of the off-campus placement programs coordinated by the Placement Cell (77%)				

Below Average	Average	Good	Very Good	Excellent
50/2023 (2.6%)	116/2023 (5.8%)	344/2023 (17.0%)	545/2023 (26.0%)	968/2023 (47.9%)
Q4) My rating of the placement companies visiting the campus (78%)				
Below Average	Average	Good	Very Good	Excellent
57/2023 (2.9%)	113/2023 (5.7%)	329/2023 (16.4%)	552/2023 (27.4%)	972/2023 (48.05%)
Q5) My rating of the overall functioning of the Placement Cell (77%)				
Below Average	Average	Good	Very Good	Excellent
54/2022 (2.8%)	108/2022 (5.4%)	354/2022 (17.6%)	534/2022 (26.5%)	972/2022 (48.1%)
Q6) My rating of the entrepreneurship awareness and training programs organized by the Entrepreneurship Development Cell (78%)				
Below Average	Average	Good	Very Good	Excellent
50/2023 (2.6%)	117/2023 (5.9%)	344/2023 (17.0%)	535/2023 (26.5%)	977/2023 (48.4%)
Q7) My rating of the overall functioning of the Entrepreneurship Development Cell (78%)				
Below Average	Average	Good	Very Good	Excellent
48/2023 (2.5%)	120/2023 (5.0%)	347/2023 (17.3%)	529/2023 (26.2%)	979/2023 (48.5%)
Q8) Suggestions for improvement (0%)				
Rem 1 - good {18}				
Rem 2 - Nice and excellent. {1}				
Rem 3 - no {1}				
Rem 4 - NO PLACEMENT TRAINING IS GIVEN {1}				
Rem 5 - nothing {1}				
Rem 6 - nothing happen {1}				
Rem 7 - nthly {1}				
Rem 8 - Overall Good! {1}				
Rem 9 - The selection for the students of flowers and buds was not fully fair in my opinion for the 6th semester. But apart from that ,the training was provided well and I'm satisfied. {1}				
Rem 10 - this section was not done {1}				
Rem 11 - utioo {1}				
Rem 12 - velai vaipugal athigarika pada vendum good companies should be added {1}				
Rem 13 - very good {1}				
Rem 14 - Very very good and Excellent {1}				
Rem 15 - {1}				
Rem 16 - {1}				
Rem 17 - {1}				
Rem 18 - . {1}				

VII. Feedback on Library

Over all : $(885*0+814*25+1929*50+3684*75+6844*100)/14156 = 76.2\%$

Q1) How do you feel about library infrastructure? (76%)				
Below Average	Average	Good	Very Good	Excellent
124/2022 (6.2%)	112/2022 (5.6%)	258/2022 (12.9%)	526/2022 (26.05%)	1002/2022 (49.7%)
Q2) Rate the seating arrangements inside the library? (76%)				
Below Average	Average	Good	Very Good	Excellent
125/2022 (6.3%)	116/2022 (5.8%)	268/2022 (13.4%)	539/2022 (26.8%)	974/2022 (48.3%)
Q3) Are you satisfied with library book collection? (75%)				
Below Average	Average	Good	Very Good	Excellent
136/2022 (6.8%)	120/2022 (5.0%)	273/2022 (13.6%)	510/2022 (25.3%)	983/2022 (48.7%)
Q4) Are you satisfied with collection for research in the library? (76%)				
Below Average	Average	Good	Very Good	Excellent
123/2023 (6.1%)	113/2023 (5.7%)	280/2023 (13.9%)	540/2023 (26.8%)	967/2023 (47.9%)
Q5) Rate the library services? (76%)				
Below Average	Average	Good	Very Good	Excellent
126/2023 (6.3%)	116/2023 (5.8%)	284/2023 (14.05%)	522/2023 (25.9%)	975/2023 (48.3%)
Q6) How comfortable are you with the library staff assistance? (76%)				
Below Average	Average	Good	Very Good	Excellent
123/2022 (6.1%)	115/2022 (5.8%)	282/2022 (13.0%)	534/2022 (26.5%)	968/2022 (47.0%)
Q7) How do you feel about working time of the library? (75%)				
Below Average	Average	Good	Very Good	Excellent
128/2022 (6.4%)	122/2022 (6.05%)	284/2022 (14.05%)	513/2022 (25.5%)	975/2022 (48.3%)
Q8) Suggestion for improvement: (0%)				
Rem 1 - good {16}				
Rem 2 - GOOD {2}				
Rem 3 - NO LIBRARY PERIOD {2}				
Rem 4 - This sem no library classes {2}				
Rem 5 - {2}				
Rem 6 - we don't have library {2}				
Rem 7 - WE DONT HAVE LIBRARY PERIOD IT WAS OCCUPIED BY EEE MAM {1}				

Rem 8 - We were not taken to library a single day. {1}
Rem 9 - Did not visit the library this semester {1}
Rem 10 - {1}
Rem 11 - unfortunately we don't have library period on 2nd sem... {1}
Rem 12 - untill there is no library period..... {1}
Rem 13 - Very very good and Excellent {1}
Rem 14 - we did not go library in this semester. {1}
Rem 15 - we did not have library period {1}
Rem 16 - we didnt attend library for a single day {1}
Rem 17 - we didn't have library {1}
Rem 18 - We don't go to library {1}
Rem 19 - no library period .so no time to visit {1}
Rem 20 - NO LIBRARY PERIODS IS PROVIDED {1}
Rem 21 - no periodssdss {1}
Rem 22 - nothing {1}
Rem 23 - Overall Good! {1}
Rem 24 - please give library period to ece {1}
Rem 25 - sir i want more tamil navels and story but in library there only an acadamic was there {1}
Rem 26 - there is no library period {1}
Rem 27 - they are not allowing in library on library hour {1}
Rem 28 - THEY DIDN'T TAKE US TO THE LIBRARY IN THE SECOND SEMESTER {1}
Rem 29 - They not allow to go for library {1}
Rem 30 - in library there is no sufficient time for reading and understanding so there is no use in going library it is simply waste of time so please increase the time {1}
Rem 31 - In this 2nd semester, not a single day we went library, There is no library hour for us. {1}
Rem 32 - kooptutu pogavillai... {1}
Rem 33 - Never went to the library this semester... {1}
Rem 34 - no {1}
Rem 35 - no class fr libry {1}

VIII. Feedback on Infrastructure

Over all : $(296*0+550*25+1457*50+1995*75+3810*100)/8108 = 76.2\%$

Q1) How do you rate the computer facility in the college (77%)				
Below Average	Average	Good	Very Good	Excellent
57/2028 (2.9%)	112/2028 (5.6%)	361/2028 (17.9%)	516/2028 (25.5%)	982/2028 (48.5%)

Q2) How do you rate the Internet facility in the college (76%)				
Below Average	Average	Good	Very Good	Excellent
66/2028 (3.4%)	125/2028 (6.3%)	384/2028 (18.0%)	501/2028 (24.8%)	952/2028 (46.0%)
Q3) How do you rate the sports facility in the college (74%)				
Below Average	Average	Good	Very Good	Excellent
103/2026 (5.1%)	164/2026 (8.1%)	338/2026 (16.8%)	479/2026 (23.7%)	942/2026 (46.6%)
Q4) Your overall rating of the Infrastructure (75%)				
Below Average	Average	Good	Very Good	Excellent
70/2026 (3.6%)	149/2026 (7.5%)	374/2026 (18.6%)	499/2026 (24.7%)	934/2026 (46.2%)
Q5) Suggestions for improvement (0%)				
Rem 1 - GOOD {17}				
Rem 2 - {3}				
Rem 3 - . {1}				
Rem 4 - canteen facility is not good the food is not tasty need improvement in taste they taking more time to supply the food {1}				
Rem 5 - {1}				
Rem 6 - Good. {1}				
Rem 7 - Need More culturals in college {1}				
Rem 8 - no {1}				
Rem 9 - no sports boring please help mE {1}				
Rem 10 - NO SPRTS PERIOD IS PROVIDED {1}				
Rem 11 - nothing {1}				
Rem 12 - Overall Good! {1}				
Rem 13 - PROVIDE MORE ACs {1}				
Rem 14 - Rest rooms can be maintained with door locks, dustbins in each rest room rather than having common dustbin, clean buckets & mugs. {1}				
Rem 15 - Sports {1}				
Rem 16 - their was no sports period {1}				
Rem 17 - Very very good and Excellent {1}				
Rem 18 - we need one library period {1}				
Rem 19 - we want sports period atleast once a week as it can improve our sports skills and a break from our normal lecture sessions {1}				

IX. Feedback on Management

Over all : $(360*0+715*25+1816*50+2552*75+4657*100)/10100 = 75.9\%$

Q1) My rating of the overall administration of the college (75%)				
Below Average	Average	Good	Very Good	Excellent
71/2020 (3.6%)	140/2020 (6.0%)	372/2020 (18.5%)	517/2020 (25.7%)	920/2020 (45.6%)
Q2) My rating of the maintenance of discipline in the college (76%)				
Below Average	Average	Good	Very Good	Excellent
60/2020 (2.0%)	136/2020 (6.8%)	356/2020 (17.7%)	527/2020 (26.1%)	941/2020 (46.7%)
Q3) My rating of the performance of the Principal of the college (76%)				
Below Average	Average	Good	Very Good	Excellent
62/2020 (3.1%)	128/2020 (6.4%)	369/2020 (18.4%)	509/2020 (25.3%)	952/2020 (47.2%)
Q4) My rating of the performance of the Correspondent of the college (75%)				
Below Average	Average	Good	Very Good	Excellent
79/2019 (3.0%)	148/2019 (7.4%)	362/2019 (17.0%)	506/2019 (25.1%)	924/2019 (45.9%)
Q5) Are you satisfied with the Management of the college (74%)				
Below Average	Average	Good	Very Good	Excellent
88/2021 (4.5%)	163/2021 (8.1%)	357/2021 (17.8%)	493/2021 (24.5%)	920/2021 (45.6%)
Q6) Suggestions to improvement (0%)				
Rem 1 - good {16}				
Rem 2 - {3}				
Rem 3 - {1}				
Rem 4 - {1}				
Rem 5 - . {1}				
Rem 6 - ahhhhhh haaaaaaaaa {1}				
Rem 7 - {1}				
Rem 8 - GOOD {1}				
Rem 9 - I kindly request you to change the uniform shawl into coat. {1}				
Rem 10 - I request you to change the uniform shawl into coat. {1}				
Rem 11 - i wufg7..... eow790ltb68uh uou8by bfqbui hufvub u8f {1}				
Rem 12 - kindly allow students to enjoy during college functions and give importance for cultural and also don't call more chief guests to speak more , we are really feeling bored {1}				
Rem 13 - nice. {1}				
Rem 14 - no {1}				
Rem 15 - nothing {1}				
Rem 16 - Overall Good! {1}				
Rem 17 - Some cultural can be included.PG students are treated like school students {1}				

Rem 18 - Very very good and Excellent {1}
Rem 19 - We need cultural programs {1}
Rem 20 - we need culturals {1}

X. Feedback on Office

Over all : $(220*0+262*25+810*50+2907*75+3897*100)/8096 = 80.0\%$

Q1) Are you satisfied with the Functioning of the Office? (81%)				
Not at all	Very Little	Somewhat	Satisfied	Extremely Satisfied
54/2024 (2.8%)	58/2024 (2.0%)	187/2024 (9.3%)	765/2024 (37.9%)	960/2024 (47.5%)
Q2) Is the information sought supplied quickly? (80%)				
Not at all	Rarely	Sometimes	Most of the Times	Always
57/2024 (2.9%)	72/2024 (3.7%)	207/2024 (10.3%)	719/2024 (35.6%)	969/2024 (47.0%)
Q3) Does the Staff deal with you warmly and courteously? (80%)				
Not at all	Rarely	Sometimes	Most of the Times	Always
53/2024 (2.7%)	65/2024 (3.3%)	213/2024 (10.6%)	715/2024 (35.4%)	978/2024 (48.4%)
Q4) Are the members of the office staff helpful? (80%)				
Not at all	Rarely	Sometimes	Most of the Times	Always
56/2024 (2.9%)	67/2024 (3.4%)	203/2024 (10.05%)	708/2024 (34.0%)	990/2024 (48.0%)
Q5) Suggestions for improvement (0%)				
Rem 1 - good {15}				
Rem 2 - no {1}				
Rem 3 - no ac {1}				
Rem 4 - no air conditioner {1}				
Rem 5 - nothing {1}				
Rem 6 - okay {1}				
Rem 7 - Overall Good! {1}				
Rem 8 - Very very good and Excellent {1}				
Rem 9 - {1}				
Rem 10 - . {1}				

XI. Feedback on Cells

Over all : $(901*0+1284*25+4161*50+6113*75+12526*100)/24985 = 78.1\%$

Q1) The contribution of the activities of the cell to develop my knowledge and use of technologies (78%)				
Below Average	Average	Good	Very Good	Excellent
104/2794 (3.8%)	110/2794 (3.0%)	484/2794 (17.4%)	711/2794 (25.5%)	1385/2794 (49.7%)

Q2) The role of the cell to induce and improve my research attitude (77%)				
Below Average	Average	Good	Very Good	Excellent
101/2783 (3.7%)	151/2783 (5.5%)	442/2783 (15.0%)	709/2783 (25.6%)	1380/2783 (49.7%)
Q3) The influence of the cell in developing my personality and leadership skills (78%)				
Below Average	Average	Good	Very Good	Excellent
100/2781 (3.7%)	142/2781 (5.2%)	463/2781 (16.7%)	678/2781 (24.5%)	1398/2781 (50.4%)
Q4) The opportunities provided by the cell to interact with experts (77%)				
Below Average	Average	Good	Very Good	Excellent
98/2777 (3.6%)	152/2777 (5.6%)	458/2777 (16.6%)	683/2777 (24.7%)	1386/2777 (49.0%)
Q5) The chances provided by the cell to achieve recognitions and awards (77%)				
Below Average	Average	Good	Very Good	Excellent
102/2775 (3.8%)	153/2775 (5.6%)	459/2775 (16.6%)	667/2775 (24.05%)	1394/2775 (50.3%)
Q6) The impact of the cell in enhancing my employability skills for better placement (77%)				
Below Average	Average	Good	Very Good	Excellent
99/2773 (3.7%)	144/2773 (5.3%)	474/2773 (17.1%)	670/2773 (24.3%)	1386/2773 (49.0%)
Q7) The motivation I receive from the cell to become an entrepreneur (77%)				
Below Average	Average	Good	Very Good	Excellent
101/2769 (3.7%)	151/2769 (5.6%)	472/2769 (17.05%)	663/2769 (23.0%)	1382/2769 (49.0%)
Q8) The role of the cell to make me socially concerned and eco-friendly (78%)				
Below Average	Average	Good	Very Good	Excellent
98/2767 (3.6%)	147/2767 (5.4%)	447/2767 (16.3%)	680/2767 (24.7%)	1395/2767 (50.5%)
Q9) My rating of the overall planning and organization of the programs by the cell (78%)				
Below Average	Average	Good	Very Good	Excellent
98/2766 (3.6%)	134/2766 (4.9%)	462/2766 (16.8%)	652/2766 (23.7%)	1420/2766 (51.4%)
Q10) Suggestions (0%)				
Rem 1 - good {36}				
Rem 2 - excellent {6}				
Rem 3 - average {4}				
Rem 4 - gud {4}				
Rem 5 - nothing {4}				
Rem 6 - no {3}				
Rem 7 - No Comments {3}				
Rem 8 - NO COMMANDS {2}				
Rem 9 - {2}				
Rem 10 - {2}				

Rem 11 - :-) {2}
Rem 12 - no suggestions {2}
Rem 13 - organizer vinil danil is excellent {1}
Rem 14 - Overall Good {1}
Rem 15 - Please arrange the meeting at class time.Because we are from long distance,so there is no bus facilities in our city.We are so happy to be the part of eco-club.But due to the time scheduling of your's we are not able to attend the meeting.So kindly accept our suggestion {1}
Rem 16 - please inform all the information to all the departments {1}
Rem 17 - really awesome please contact photography club every month {1}
Rem 18 - rrgre {1}
Rem 19 - showing partiality in calenda festa,,,, {1}
Rem 20 - sorry I am not the member of IET..... {1}
Rem 21 - superb {1}
Rem 22 - th {1}
Rem 23 - thanks for your training {1}
Rem 24 - the cell is not active..pls make it active {1}
Rem 25 - The faculty sponsor of ACM ,Sheeja Mam is very dedicated and always motivates everyone to actively participate in every events.she is very kind and caring. {1}
Rem 26 - The Faculty Sponsor Sheeja Mam is extremely awesome, very kind, motivating and encouraging us to do better performance. {1}
Rem 27 - The Faculty Sponsor Sheeja Mam is extremely Awesome. {1}
Rem 28 - The one place I feel proud about this college is the sxcce choir ,all of the glory and praises ,I'm dedicates to my only and only mam {1}
Rem 29 - they support only their favourite students. {1}
Rem 30 - till now we didn't got any oppurtunity {1}
Rem 31 - unity and displine {1}
Rem 32 - very good training and values are provided {1}
Rem 33 - very interest and super {1}
Rem 34 - want to do more {1}
Rem 35 - waste {1}
Rem 36 - we are not receving any information from IET. please infom messages {1}
Rem 37 - we are not statisfied, please support us and encurage us {1}
Rem 38 - worth joining {1}
Rem 39 - yt7i 7 {1}
Rem 40 - 21r13r {1}
Rem 41 - All the girl students should give importance to this cell.....All the women staff should also be active in this cell....they should give their best to develop this.... {1}

Rem 42 - apadinu onu iruka? {1}
Rem 43 - Excellent place to praising god and creating memories {1}
Rem 44 - Finearts club encourages us but what about the club??? since it didnt recieve any kind of help its difficult to help us so please take some measures to support the club and the students {1}
Rem 45 - FOOD IS NOT ENOUGH!!!!!! {1}
Rem 46 - awesome {1}
Rem 47 - awesome way of teaching {1}
Rem 48 - bad {1}
Rem 49 - below average {1}
Rem 50 - can improve like rohini college {1}
Rem 51 - Cell is working in a good manner ,Training is very good and Hard ,Moreover i like it,So keep it up,Bye {1}
Rem 52 - chappathi venda parotta podunga vayaru naraya maatingu {1}
Rem 53 - College should provide certain facility for the students those who participate in the competetions....they should be encouraged...college shold provide some help financialy & in transport facility... {1}
Rem 54 - Comparing with the all other colleges in our district the facilities and the staffs support were below average . With the help of students self intrest only the fine arts club keeps running when the students back off the real fate of the fine arts club will be clear as that of the sky {1}
Rem 55 - epdum oru club eruka..... {1}
Rem 56 - Everything ok.... {1}
Rem 57 - excelent {1}
Rem 58 - //// {1}
Rem 59 - good place to learn many good habits {1}
Rem 60 - good {1}
Rem 61 - no suggestion {1}
Rem 62 - had good experience {1}
Rem 63 - Has improve a lot like ROHINI College! {1}
Rem 64 - Has to improve a lot like ROHINI College! {1}
Rem 65 - I myself being the co-founder would like to see the club in greater heights and more friendly {1}
Rem 66 - I suggest to buy one new keyboard Allot one special room for practice {1}
Rem 67 - IET helps me a lot to improve my skills. But most of the events were canceled do to college tight shedule {1}
Rem 68 - I'm not in YRC. I'VE CHANGED TO NSO KINDLY RECONSIDER MY SUGGESTION {1}
Rem 69 - JSVSAJCVASJDVHJSACVJASVDCHJASVDGVQWEVUFUQWEVFAH JKEVFCJASDVWEHJKKKKKKKKKFJVFFFFFFFFFFFFFFFFJKawevkjfAVCFHASEEEEEEEEEEEEEEEEE EEEEJKBVFJKSDBVHJDZXVCJZXH JHVSDBV JSDBV JHAsdbhVJSABVJKASDBVGJKADBVJKSKDBVJKADBVJKABVJKABVAJKBVJKBVJKDBVJKABVJK BV {1}

Rem 70 - looks old , programs and events can be conducted according to the new trend as in Rohini college and other great institutions . With such facilities our college can be a great one in kanyakumari district. {1}

Rem 71 - national cadet corps...a great salute to NCC cadets {1}

Rem 72 - ncc is amazing but food is not satisfying {1}

Rem 73 - Nill {1}

XII. Feedback on Canteen

Over all : $(982*0+775*25+1661*50+1493*75+3098*100)/8009 = 65.6\%$

Q1) How often do you visit and use the canteen? (57%)				
Rare	More than 3 times a month	More than 3 times a week	Break or lunch daily	Break and lunch daily
462/2002 (23.1%)	191/2002 (9.6%)	331/2002 (16.6%)	330/2002 (16.6%)	688/2002 (34.5%)
Q2) How would you rate the canteen food? (66%)				
Quality and taste needs improvement	Taste is good and Quality needs improvement	Quality is good and taste needs improvement	Average quality and taste	Good quality and taste
239/2002 (11.0%)	188/2002 (9.5%)	363/2002 (18.2%)	401/2002 (20.05%)	811/2002 (40.6%)
Q3) How do you rate the service you receive from the canteen staff? (68%)				
Not good	Average	Good	Very Good	Excellent
159/2002 (7.0%)	195/2002 (9.8%)	468/2002 (23.5%)	380/2002 (18.0%)	800/2002 (39.0%)
Q4) Do the staff clean the furniture, dishes and vessels well enough? (69%)				
Not good	Average	Good	Very Good	Excellent
122/2003 (6.1%)	201/2003 (10.05%)	499/2003 (24.0%)	382/2003 (19.1%)	799/2003 (39.0%)

XIII. Feedback on Transport

Over all : $(396*0+490*25+1531*50+1771*75+3892*100)/8080 = 75.7\%$

Q1) Rate the driver based on his careful driving? (76%)				
Below Average	Average	Good	Very Good	Excellent
95/2020 (4.8%)	116/2020 (5.8%)	395/2020 (19.7%)	417/2020 (20.7%)	997/2020 (49.5%)
Q2) Rate your satisfaction with seating arrangement, cleanliness and maintenance in the college bus? (73%)				
Below Average	Needs Improvement	Satisfactory	Very Good	Excellent

118/2020 (5.9%)	157/2020 (7.9%)	377/2020 (18.8%)	428/2020 (21.3%)	940/2020 (46.6%)
Q3) Do you agree that the bus arrives on time in the boarding point and at the college? (77%)				
Strongly Disagree	Disagree	Neutral	Agree	Strongly Agree
82/2020 (4.1%)	98/2020 (4.0%)	361/2020 (17.0%)	463/2020 (22.0%)	1016/2020 (50.4%)
Q4) How do you feel traveling in college bus? (75%)				
Extremely Dissatisfied	Dissatisfied	Neutral	Satisfied	Extremely Satisfied
101/2020 (5.0%)	119/2020 (5.0%)	398/2020 (19.8%)	463/2020 (22.0%)	939/2020 (46.6%)


XIV. Feedback on Hostel

Over all : $(1194*0+871*25+3115*50+2967*75+5867*100)/14014 = 70.5\%$

Q1) How do you rate the room arrangement and furniture availability? (70%)				
Below Average	Average	Good	Very Good	Excellent
165/2002 (8.3%)	134/2002 (6.8%)	440/2002 (21.0%)	443/2002 (22.2%)	820/2002 (40.0%)
Q2) How do you rate hostel mess with quality, quantity, variety, cleanliness and queue time in hostel? (69%)				
Below Average	Satisfactory	Good	Very Good	Excellent
171/2002 (8.6%)	137/2002 (6.9%)	450/2002 (22.6%)	419/2002 (20.0%)	825/2002 (41.3%)
Q3) Are you satisfied with the water supply, electricity and internet connectivity available in the hostel? (70%)				
Extremely dissatisfied	Dissatisfied	Neutral	Satisfied	Extremely satisfied
172/2002 (8.7%)	123/2002 (6.2%)	453/2002 (22.7%)	434/2002 (21.8%)	820/2002 (40.0%)
Q4) How satisfied are you with the recreational facilities provided in the hostel? (70%)				
Extremely dissatisfied	Dissatisfied	Neutral	Satisfied	Extremely satisfied
164/2002 (8.3%)	120/2002 (5.0%)	464/2002 (23.3%)	433/2002 (21.7%)	821/2002 (41.0%)
Q5) Are disciplinary issues addressed and handled in an appropriate manner? (70%)				
Strongly Disagree	Disagree	Neutral	Agree	Strongly Agree
169/2002 (8.5%)	115/2002 (5.8%)	453/2002 (22.7%)	422/2002 (21.1%)	843/2002 (42.2%)
Q6) How often Bathrooms and Toilets are cleaned in the hostel? (71%)				


Page 54
2020 (46.6%)
7%)

proper cleaning	Once in a week	Once in three days	Once in two days	Daily basis
179/2002 (8.0%)	118/2002 (5.0%)	402/2002 (20.1%)	398/2002 (19.0%)	905/2002 (45.3%)
Q7) How is the overall hygiene and cleanliness in the hostel premises? (70%)				
Average	Satisfactory	Good	Very Good	Excellent
174/2002 (8.8%)	124/2002 (6.3%)	453/2002 (22.7%)	418/2002 (20.0%)	833/2002 (41.7%)



Coordinator-IQAC

Dr. J. ANNROSE, M.E., Ph.D.,
Co-ordinator of IQAC
St. Xavier's Catholic College of Engineering
Chukankadai, Nagercoil - 629 003



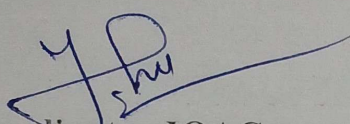
Principal

Dr. J. MAHESWARAN, M.E., Ph.D., FIE, MISTE.
PRINCIPAL
ST. XAVIER'S CATHOLIC COLLEGE OF ENGINEERING
CHUNKANKADAI
NAGERCOIL - 629 003

St. Xavier's Catholic College of Engineering
Internal Quality Assurance Cell
2023-2024 Even Semester
Students' Feedback - Action Taken Report


Sl. No.	Feedback	Action Taken
1	CSE we need the college day and college cultural like other colleges.	Conduct of cultural and college day are as per our systems and values.
2	Placement The selection for the students of flowers and buds was not fully fair in my opinion for the 6th semester. But apart from that, the training was provided well and I'm satisfied.	As per their skills, capability and interest, students are splitted and trained so that both are getting more benefitted.
3	Library : LIBRARY PERIOD IS PROVIDED	Each class have a library hour and it is included in the regular time table.
4	Management I kindly request you to change the uniform shawl into coat.	A survey was conducted with girls through HOD's about uniform and majority are in favour of existing churidhar and shawl.
5	We need cultural programs	Fine Arts Day, College Day, and the Symposium are celebrated annually, with the Fine Arts Club actively organizing cultural programs for each occasion.
	kindly allow students to enjoy during college functions and give importance for cultural and also don't call more chief guests to speak more , we are really feeling bored	Permitted within the limits.
	College should provide certain facility for the students those who participate in the competetions...they should be encouraged...college should provide some help financialy & in transport facility...	Permitted in case of deserved cases.
	looks old , programs and events can be conducted according to the new trend as in Rohini college and other great institutions . With such facilities our college can be a great one in kanyakumari district.	As per their taste and interest. Students only decide and we are not compelling.
6	Cells Please arrange the meeting at class time.Because we are from long distance,so there is no bus facilities in our city.We are so happy to be the part of eco-club.But due to the time scheduling of your's we are not able to attend the meeting.So kindly accept our suggestion	Exclusively cell activities are busy held during Saturdays.

	our suggestion	
7	Canteen canteen facility is not good the food is not tasty need improvement in taste they taking more time to supply the food	The canteen manager has been instructed to enhance the quality of the meals. Measures are being implemented to offer better-quality food, and the updated costs have been documented.
8	Sports we want sports period atleast once a week as it can improve our sports skills and a break from our normal lecture sessions	Evening sports activities are available, with special training sessions and camps being organized. A period for sports is included in the first-year timetable. Daily practice sessions are held from 4:30 PM to 6:00 PM.



Coordinator-IQAC

Dr. J. ANNROSE, M.E., Ph.D.,
Co-ordinator of IQAC
St. Xavier's Catholic College of Engineering
Chunkankadai, Nagercoil - 629 003



Principal

Dr. J. MAHESWARAN, M.E., Ph.D., FIE, MISTE.
PRINCIPAL
ST. XAVIER'S CATHOLIC COLLEGE OF ENGINEERING
CHUNKANKADAI
NAGERCOIL - 629 003